

LANE VENTURE®

PERFORMANCE OUTDOOR FURNISHINGS FOR OVER HALF A CENTURY

Whether designing a personal outdoor retreat or a family gathering place, LANE VENTURE provides superior products with discerning details that are timeless and relevant for today's lifestyle. Our designs inspire you to create memorable outdoor spaces with confidence and style.

CASUAL SOPHISTICATION

Understated and refined outdoor spaces are effortless with LANE VENTURE. Begin your curated approach to any project by exploring our limitless fabric options.

TIMELESS DETAILS

Our outdoor furniture will enhance any outdoor space. LANE VENTURE designs feature classic lines with discerning details that are timeless and relevant for today's outdoor lifestyles.

ENDURING QUALITY

Our products are specifically designed and manufactured to withstand nature's elements. High quality, weather-resistant materials and finishes include powder-coated aluminum, woven synthetic wicker and teak.

NOTE: While the images throughout this catalog are very good representations of color, variations in printing can occur. Please refer to an actual swatch sample for color before making a final selection.



TABLE OF CONTENTS

DESIGNER LABEL

MIMI BY CELERIE KEMBLE 216/9216

Inspiration 14-15
Collection Details 166

BROOKS BY CELERIE KEMBLE 220/9220

Inspiration 6-9
Collection Details 164

CLEARY BY CELERIE KEMBLE 526

Inspiration 10-13
Collection Details 165

HEMINGWAY

Inspiration 18-21
Collection Details 168-169

HEMINGWAY LOGGIA 5523

Inspiration 22-23
Collection Details 167

HEMINGWAY RESORT 5518

Inspiration 22-23
Collection Details 167

HEMINGWAY ISLANDS 5531

Inspiration 24-27
Collection Details 170

ALUMINUM

LANGHAM 203/9203

Inspiration 30-33
Collection Details 171

WINTERHUR ESTATE 231/9231

Inspiration 38-43
Collection Details 172-173

PALISADES 9211

Inspiration 34-37
Collection Details 174-175

CUSTOM CASUAL *cushion*

MONTEREY 400

Inspiration 48
Collection Details 176

SANTA ROSA 408

Inspiration 49
Collection Details 177

MONTANA 410

Inspiration 50-53
Collection Details 178

WILLOW 414

Inspiration 54-57
Collection Details 180-181

SMITH LAKE 419

Inspiration 58-61
Collection Details 179

CUSTOM CASUAL *sling*

MONTEREY 401

Inspiration 64
Collection Details 182

CYPRESS 402

Collection Details 185

CAPSTONE 404

Inspiration 65
Collection Details 183

SEASIDE 405

Collection Details 185

BAYSIDE 406

Collection Details 185

SMITH LAKE 418

Inspiration 66-67
Collection Details 184

ESCAPE 420

Inspiration 68-69
Collection Details 184

CUSTOM CASUAL *tables*

CRAFTSMAN 451

Collection Details 188

HORIZON 453

Collection Details 189

CONTEMPO 455

Inspiration 72-75
Collection Details 186

SANTA ROSA 456

Collection Details 189

LIVINGSTON 457

Inspiration 76-79
Collection Details 187

LAVA STONE

FOLEY 458

Inspiration 84-89
Collection Details 190

TULUM 9900

Inspiration 82-83
Collection Details 191

UPHOLSTERY

HARRISON 810

Inspiration 92
Collection Details 192

ELENA 825

Inspiration 93
Collection Details 193

CHARLOTTE 892/894

Inspiration 94-95
Collection Details 194

COLSON 896

Inspiration 96
Collection Details 195

FINLEY 897

Inspiration 97
Collection Details 196

JEFFERSON 898

Inspiration 98
Collection Details 197

DINING

Inspiration 99
Collection Details 198

TEAK

AVILA 370/9370

Inspiration 102-105
Collection Details 199

EDGEWOOD 371/9371

Inspiration 106-109
Collection Details 200

CARLSBAD 389

Inspiration 110-111
Collection Details 201

LA JOLLA 9388

Inspiration 112-115
Collection Details 202

WOVEN

MORAYA BAY

Inspiration 118-119
Collection Details 203

REQUISITE

Inspiration 120-121
Collection Details 204

LENOX HILL

Inspiration 134-137
Collection Details 205

OASIS

Inspiration 122-127
Collection Details 206-207

CAMPBELL

Inspiration 128-131
Collection Details 208

COCOON

Inspiration 132-133
Collection Details 208

MYSTIC HARBOR

Inspiration 138-141
Collection Details 209

SOUTH HAMPTON

Inspiration 142-147
Collection Details 210-211

BESPOKE

ALUMINUM

Inspiration 152-157
Collection Details 214-215

UPHOLSTERY

Inspiration 158-161
Collection Details 212-213

FINISHING TOUCHES

FINISHES

Designer Label 220
Aluminum 220

Custom Casual 218-219

Lava Stone 221

Teak 221

Woven 221

Bespoke 218-219

PILLOWS & FABRIC ACCESSORIES

Pillow Styles 223

Fabric Accessories 223

Pillow Tailoring Options 224-225

FABRICS

Patterns & Colors 226-232

Reversible 233

Sling 233

Luxe Performance 234-235

CUSHION STORY

Coil Construction 236

Foam Construction 237

PRODUCT CARE

Mixed Materials 238-239

Aluminum 240

Custom Casual 241

Outdoor Upholstery 242

Teak 243

Woven 244

Lava Stone 245

High Pressure Laminate (HPL) 246

Cushion & Fabrics 247

PRODUCT BY CATEGORY

Sofas 248

LoveSeats 249

Sectionals 249-251

Lounge Chairs 252

Swivels & Gliders 253

Ottomans 254

Chaises 255

Dining & Accent Chairs 256

Counter & Bar Stools 257

Dining Tables 257-259

Console Tables 260

Fire Pits 260

Occasional Side Tables 260-261

Occasional Cocktail Tables 262

INDEX

265-269

OUR LOCATIONS

Contact Information 270-271



photo credit: Nicole Franzen

“I grew up in Palm Beach so I have the attitude that outdoor furniture is not ‘occasional’. It needs to be comfortable, durable and beautiful because it usually resides in the most stunning backdrop of any home - outside!”

- Celerie Kemble,
designer

Visit our website to see our entire product selections.
www.laneventure.com

A woman with her hair in a bun, wearing a white lace dress, is walking away from the camera on a dirt path through a dense, lush green forest. The path is flanked by various tropical plants and trees, with sunlight filtering through the canopy. The overall mood is serene and natural.

CELERIE KEMBLE
COLLECTIONS

"Emotions matter
when you're creating
a home."
-xo Celerie





BROOKS
CELERIE KEMBLE

BROOKS

CELERIE KEMBLE



220-03B Sofa
220-86 Swivel Glider
9220-22 End Table
9220-23 Cocktail Table



220-01 Lounge Chair



526 Cleary Sectional
526-10 Armless Chair
526-15 Corner Chair
526-21 LF One Arm Loveseat
526-22 RF One Arm Loveseat
Shown with Tulum table collection
9900-02 End Table
9900-03 Cocktail Table



"The most important thing--
the ingredient that will thread
all elements into a beautiful,
unique space--is you."

-xo Celerie

CLEARY
CELERIE KEMBLE



526-03 Sofa
 526-01 Lounge Chair
 526-86 Swivel Glider

Shown with Elena collection
 825-09 Pouf

Top left:
 526-01 Lounge Chair
 526-05 Ottoman





PHOTO CREDIT: Carmel Branley (branley@branleyphotography.com)

216-51 Cuddle Chair
 216-50 Cuddle Ottoman
 216-59 Cuddle Chair Canopy
 Shown with custom tailoring treatments.

“If you pay attention to what delights you, you will not go wrong.”
-xo Celerie



PHOTO CREDIT: Carmel Branley (branley@branleyphotography.com)

216-64 Morris Chaise
 Shown with custom tailoring treatments.



MIMI
CELERIE KEMBLE

ERNEST HEMINGWAY


The Ernest Hemingway collection embodies the eclectic, well-traveled and elegant lifestyle that is as unique as the character of the original icon that inspired the designs. Explore the broad array of well designed collections by LANE VENTURE to create your own original outdoor space.


Ernest Hemingway®
COLLECTION

Visit our website to see our entire product selections.

www.laneventure.com

NOTE: While the images throughout this catalog are very good representations of color, variations in printing can occur. Please refer to an actual swatch sample for color before making a final selection.






THE MIMINGWAY



Ernest Hemingway®
COLLECTION

HEMINGWAY



Inspired by the dynamic personality and lifestyle of Ernest Hemingway, this collection's exotic details honor the many faces of the Nobel Prize-winning author's legendary life.



5511-16 Chesterfield Crescent Wedge
5520-22 Accent Table



5515-01 Occasional Chair
5515-05 Canted Ottoman

Ernest Hemingway®
COLLECTION



5501-79 Accent Chair
5507-25 Cocktail Table
5507-04 Accent Table
Shown with Jefferson collection
898 Sectional

Loggia features superior materials that emulate the visual appeal of natural sea grass. Resort tables are constructed of premium aluminum and finished to look like natural wood.



HEMINGWAY LOGGIA × RESORT



5523-03 Sofa
5523-01 Lounge Chair
5523-05 Ottoman
5523-73 Swivel Rocker
Shown with Hemingway Resort table collection
5518-22 End Table
5518-23 Cocktail Table

HEMINGWAY ISLANDS



5531-03 Sofa
5531-01 Lounge Chair
5531-22 End Table
5531-23 Cocktail Table



The elegant style and hand-crafted details of Hemingway Islands captures the allure of island tropics.





5531-84 Dining Table
5531-79 Dining Arm Chair

ALUMINUM

LANE VENTURE aluminum products are constructed of superior extruded powder-coated and cast aluminum. Fixtures and jigs specially designed for each collection are used to assure uniform frame sizing during production. Such measures of quality ensure strong, durable and comfortable frames.

Visit our website to see our entire product selections.

www.laneventure.com

NOTE: While the images throughout this catalog are very good representations of color, variations in printing can occur. Please refer to an actual swatch sample for color before making a final selection.



Photographed at Winterthur Museum, Garden and Library

Winterthur Estate collection
231-09 Bench

LANEVENTURE.COM

29



LANGHAM

Capture the relaxed but elegant essence
of a cool modern outdoor space.



203-01 Lounge Chair
203-03 Sofa
9203-22 End Table
9203-23 Cocktail Table



9203-84 Dining Table
203-79 Dining Arm Chair




PALISADES

dining table



9211-98W Extension Dining Table
Shown with Lenox Hill collection
532-79 Dining Chair
532-99 Optional back pillow







9211-98W Extension Dining Table
Shown with Lenox Hill collection
532-79 Dining Chair
532-99 Optional back pillow

WINTERTHUR ESTATE


Photographed at Winterthur Museum, Garden and Library



Photographed at Winterthur Museum, Garden and Library

231-40 Adjustable Chaise
9231-04 Accent Table

Photographed at Winterthur Museum, Garden and Library



- 231-58 Daybed
- 231-59 Daybed Canopy
- 231-76 Swivel Rocker
- 9231-22 End Table



Photographed at Winterthur Museum, Garden and Library



231-79 Dining Arm Chair
9231-96 Dining Table



9231-67 Console Table



Classic forms for outdoor spaces that are interpreted and inspired by architectural details and the extensive collection of decorative arts housed at the former home of Henry F. du Pont.

CUSTOM CASUAL

ALUMINUM

Using only the finest American made raw materials, the LANE VENTURE Custom Casual product line is proudly manufactured in the USA. This dedication to superior manufacturing ensures that we offer the highest quality and most structurally sound aluminum product line in the industry.

Custom Casual is available in three categories:

Cushion, Sling and Tables.



COLOR OPTIONS

Available in all Custom Casual finish options.

Reference pages 218-219

Visit our website to see our entire product selections.

www.laneventure.com

NOTE: While the images throughout this catalog are very good representations of color, variations in printing can occur. Please refer to an actual swatch sample for color before making a final selection.



CUSHION

All of our cushion collections may be customized in all Custom Casual finish options and LANE VENTURE fabrics.

SLING

With a variety of styles, our sling collections may be customized in all Custom Casual finish options and LANE VENTURE sling fabrics.

TABLES

Available in all Custom Casual finish options, our table collections provide choices for any outdoor setting.

CUSTOM CASUAL ALUMINUM CUSHION

LANE VENTURE Custom Casual line is proudly manufactured in the USA using the finest American-made raw materials. This dedication to superior manufacturing ensures that we offer only the industry's highest quality and most structurally sound aluminum product line.

All of our cushion collections may be customized in all Custom Casual finish options and LANE VENTURE fabrics. Plush seat cushions feature a high-density foam core that's specially formulated for outdoor use and covered in a decorative all-fabric casing. Optional fiber-coil cushion cores with a decorative fabric casing and drainable mesh cloth on the bottom side are available.



COLOR OPTIONS

Available in all Custom Casual finish options. Reference pages 218-219.

Visit our website to see our entire product selections.

www.laneventure.com

NOTE: While the images throughout this catalog are very good representations of color, variations in printing can occur. Please refer to an actual swatch sample for color before making a final selection.

410-01 Lounge Chair
Shown with Contempo table collection
455-02 End Table



MONTEREY

Button-tufted backs and gracefully curved arm designs evoke a nostalgic appeal.



400-53 Swivel Bar Stool
Shown with Livingston table collection
457-41 Bar Table

408-01 Lounge Chair
408-03 Sofa
Shown with Santa Rosa table collection
456-22 End Table
456-63 Cocktail Table



SANTA ROSA

Stylish comfort for today's outdoor room.



410-79 Dining Arm Chair
410-78 Dining Side Chair
Shown with Livingston table collection
457-84U Dining Table



410-40 Adjustable Chaise

MONTANA

The Montana collection is perfect for any location, coastal, desert or mountain.

410-01 Lounge Chair
410-03 Sofa
Shown with Contempo table collection
455-02 End Table
455-33 Cocktail Table





410-01 Lounge Chair

WILLOW
garden





414-06 Garden Chair
414-33 Garden Sofa
Shown with Livingston table collection
457-23 Cocktail Table
457-24 End Table



414-06 Garden Chair
Shown with Livingston table collection
457-23 Cocktail Table



414-06 Garden Chair
414-33 Garden Sofa
Shown with Livingston table collection
457-23 Cocktail Table



419-01 Lounge Chair
419-03 Sofa
419-73 Swivel Rocker
Shown with Contempo table collection
455-22 End Table
455-23 Cocktail Table

SMITH LAKE

Pub style high-back styling gives the ultimate comfort for outdoor living. The gentle back curve of the frame offers a modern silhouette with generous and comfortable seating proportions.





419-75 Luxe Swivel Rocker
Shown with Contempo table collection
455-58 Fire Pit



419-33 Luxe Sofa
Shown with Livingston table collection
457-23 Cocktail Table

CUSTOM CASUAL ALUMINUM SLING

Using only the finest American made raw materials, the LANE VENTURE Custom Casual sling product line is proudly manufactured in the USA. This dedication to superior manufacturing ensures that we offer the highest quality and most structurally sound aluminum product line in the industry.



COLOR OPTIONS

Available in all Custom Casual finish options. Reference pages 218-219.

Visit our website to see our entire product selections.

www.laneventure.com

NOTE: While the images throughout this catalog are very good representations of color, variations in printing can occur. Please refer to an actual swatch sample for color before making a final selection.



Smith Lake Sling collection
418-40 Adjustable Chaise

MONTEREY

Monterey's large assortment of back height options and motion choices provides exactly what your outdoor space needs for comfortable sling seating.



401-79 Dining Arm Chair
Shown with Craftsman table collection
451-84 Dining Table

CAPSTONE

Capstone sling offers options for outdoor dining and lounging in a clean line silhouette.



404-79 Dining Arm Chair
Shown with Contempo table collection
455-41 Dining Table



418-46 Swivel Dining Chair
418-79 Dining Arm Chair
Shown with La Jolla table collection
9388-84 Extension Dining Table



SMITH LAKE *sling*

Designed with the sophisticated elements from our Smith Lake cushion collection and combined with easy to clean sling.



418-53 Swivel Bar Stool



420-01 Lounge Chair



ESCAPE

420-40 Chaise

CUSTOM CASUAL ALUMINUM TABLES

Using only the finest American made raw materials, the LANE VENTURE Custom Casual tables product line is proudly manufactured in the USA. This dedication to superior manufacturing ensures that we offer the highest quality and most structurally sound aluminum product line in the industry. Available in all Custom Casual finish options.



COLOR OPTIONS

Available in all Custom Casual finish options. Reference pages 218-219.

Visit our website to see our entire product selections.

www.laneventure.com

NOTE: While the images throughout this catalog are very good representations of color, variations in printing can occur. Please refer to an actual swatch sample for color before making a final selection.



Livingston collection
457-33 Cocktail Table



455-62 End Table
Shown with Oasis collection
536-17 Armless Curved Loveseat

CONTEMPO



455-03 Cocktail Table
Shown with Willow collection
414-01 Lounge Chair
414-76 Spring Chair



455-84 Dining Table
Shown with Willow collection
414-79 Dining Arm Chair

Contempo table collection provides plenty of choices for any outdoor setting. Fire pits, occasional and dining pieces are hand-crafted in the USA and are available in a variety of shapes, sizes and colors.





414-06 Garden Chair
414-33 Garden Sofa
Shown with Livingston table collection
457-23 Cocktail Table
457-24 End Table

LIVINGSTON

With refined cove edge detailing and solid aluminum tops, this modern traditional table collection functions in any outdoor setting.



457-23 Cocktail Table





457-24 End Table
457-23 Cocktail Table
Shown with Smith Lake cushion collection
419-33 Luxe Sofa



Occasional and dining pieces are hand-crafted
in the USA and are available in a variety of
shapes, sizes and colors.

LAVA STONE

Honed with a matte finish, the visible veining highlights the unique character of each piece. With its natural durability, lava stone can live outside in a range of environments. Each piece has inherent variations in color, veining, texture and surface details. These characteristics should be expected and embraced. No two pieces will be alike. Available in light or dark options: Chalk and Slate.

FOLEY COLLECTION BASE COLOR OPTIONS:

Available in all Custom Casual finish options. Reference pages 218-219.

Visit our website to see our entire product selections.

www.laneventure.com

NOTE: While the images throughout this catalog are very good representations of color, variations in printing can occur. Please refer to an actual swatch sample for color before making a final selection.



9900-02 End Table, Chalk
9900-02 End Table, Slate



Sculptural, modern shapes that are hand-cast from crushed lava stone, these solid tables feature a round pedestal base. The inherent variations in texture and color give each piece its unique character.



TULUM



9900-02 End Table, Chalk
9900-02 End Table, Slate
9900-03 Cocktail Table, Chalk
Shown with Lenox Hill collection
532-03B Sofa



FOLEY

dining



458-43 Dining Table
3 tables shown.
Shown with Lenox Hill collection
532-79 Dining Chair
532-99 Optional back pillow



458-42 Dining Table
Shown with Charlotte collection
894-40 Dining Chair



FOLEY *dining*

Open and airy, the modern bases are available in multiple finishes. Unique, individually hand-cast lava stone tops are available in light and dark color options and will complement a variety of outdoor rooms.



458-18 Accent Table



458-03 Cocktail Table
458-22 End Table
Shown with Campbell collection
540-10 Armless Chair
540-05 Ottoman
540-15 Corner Chair

FOLEY
occasional



OUTDOOR UPHOLSTERY

Luxurious comfort is part of every piece of LANE VENTURE furniture, and outdoor upholstery is no exception. Inspired by the innovative seating seen only at high-end resorts and world-class hotels, our design team seamlessly blends casual styling with tailoring details typically found only in indoor product line and is proudly manufactured in the USA. Overall proportions reflect today's lifestyles and latest fashion and take relaxation to a new level. Interpreting your personal style couldn't be easier.



Visit our website to see our entire product selections.

www.laneventure.com

NOTE: While the images throughout this catalog are very good representations of color, variations in printing can occur. Please refer to an actual swatch sample for color before making a final selection.

894-03 Charlotte Sofa
894-87 Charlotte Swivel Lounge Chair
825-09 Elena Pouf
1236-00 Outdoor Floor Cushion



HARRISON

The relaxed and casual slipcovered Harrison collection pairs effortlessly with any table style, perfect for outdoor rooms.



810-03 Sofa
Shown with South Hampton collection
9790-22 Pedestal End Table
9790-26 Cocktail Table



825-03 Sofa
Shown with Moraya Bay collection
9504-22 End Table

As durable as it is pretty, this American-made design uses the finest materials, and the slipcover is removable.

CHARLOTTE

Charlotte's indoor comfort and tailoring details stand together with durability and performance to offer American-made luxury that will withstand the outdoor elements.



894-45 Tub Dining Chair
Shown with La Jolla table collection
9388-84 Extension Dining Table





894-03 Sofa
894-87 Swivel Lounge Chair
Shown with Hemingway Resort collection
5518-22 End Table
5518-23 Cocktail Table

COLSON

Modern comfort with endless possibilities. Our Colson collection features casual styling in a cool modular design. With three simple pieces, plan the perfect arrangement to fit your space.



Sectional:
(3) 896-05 Sectional Ottoman
(3) 896-15 Corner Chair
(3) 896-10 Armless Chair



897-03 Sofa
Shown with Langham collection
9203-22 End Table
9203-23 Cocktail Table

FINLEY

Gently sloping curves paired with a clean silhouette are the key features that give our Finley outdoor upholstery collection its refined upscale design.

JEFFERSON

Jefferson features deep lounging comfort and tapered aluminum legs. Its low profile and off-the-floor styling offers a modern approach to relaxed living.



898-03 Sofa
Shown with Edgewood collection
9371-23 Cocktail Table
9371-22 End Table

UPHOLSTERY

dining



894-40 Dining Chair
Shown with Foley table collection
458-42 Dining Table

TEAK

LANE VENTURE uses only the finest grade of this most valuable tropical hardwood for its beautiful furniture. Hand-crafted construction techniques, including doveled mortise, finger joinery, and box joints, ensure that your frames will withstand prolonged outdoor exposure.

Visit our website to see our entire product selections.

www.laneventure.com

NOTE: While the images throughout this catalog are very good representations of color, variations in printing can occur. Please refer to an actual swatch sample for color before making a final selection.



PRE-FINISHED

Avila collection
370-03 Sofa



NATURAL

Edgewood collection
9371-23 Cocktail Table





370-01 Lounge Chair
370-03 Sofa
9370-22 End Table
9370-23 Cocktail Table

AVILA



Faceted arms and subtle radius edges are just a few of the refined details that highlight and define the soft curves of the frame. The applied soft grey finish emulates the appealing natural patina of aged teak.





370-79 Dining Arm Chair
9370-44 Dining Table
Dining Chair is shown with a 20" decorative pillow for
added support. Decorative pillows sold separately.




371-40 Adjustable Chaise
9371-04 Accent Table



9371-90 Extension Dining Table
Self-storing butterfly mechanism

The soft, sweeping lines of Edgewood are modern yet relaxed. All-weather woven accents complement the natural tones of the all teak frame.



371-79 Dining Arm Chair
371-78 Dining Side Chair
9371-90 Extension Dining Table

EDGEWOOD







371-02 Loveseat
371-03 Sofa
371-01 Lounge Chair
371-05 Ottoman
9371-22 End Table
9371-23 Cocktail Table



9371-22 End Table



9371-23 Cocktail Table

CARLSBAD

With wide horizontal panels and flat track arms, the beauty and simplicity of mid-century design is captured to create a striking geometric form. The slightly lower seat and relaxed back invite all-day lounging.





389-03 Sofa
389-01 Lounge Chair
Shown with La Jolla table collection
9388-22 End Table
9388-23 Cocktail Table
Background
9388-84 Extension Dining Table
Smith Lake Sling collection
418-46 Swivel Dining Chair
418-79 Dining Arm Chair





LA JOLLA

Architecturally inspired form meets function. Featuring simple linear styling, the occasional tables are scaled to complement lower, more modern seat heights.



9388-22 End Table
9388-23 Cocktail Table
Shown with Carlsbad collection
389-03 Sofa





9388-84 Extension Dining Table
Shown with Smith Lake Sling collection
418-46 Swivel Dining Arm Chair
418-79 Dining Arm Chair



Maximize your dining experience. Our extension dining table can adapt to your entertaining needs. The two, self-storing hideaway leaves make entertaining simple for both small or large gatherings.

WOVEN

HAND-WOVEN SYNTHETIC WICKER

LANE VENTURE synthetic wicker collections are hand-woven using durable all-weather polyethylene (PE) fibers. By combining differing textures and unique colors, each design showcases the look and feel of natural rattan.

Visit our website to see our entire product selections.

www.laneventure.com

NOTE: While the images throughout this catalog are very good representations of color, variations in printing can occur. Please refer to an actual swatch sample for color before making a final selection.



Oasis collection
536-01 Lounge Chair
536-05 Ottoman



504-86 Swivel Glider
504-03 Sofa
9504-22 End Table
9504-23 Cocktail Table

MORAYA BAY

Classic wicker styling captures the light and airy feeling of Moraya Bay. Available in two finish choices: Oyster and Tapestry Brown.





REQUISITE

- 529-12 LF One Arm Chair
- 529-20 Armless Loveseat
- 529-86 Swivel Glider
- 9529-22 End Table
- 9529-23 Cocktail Table




9529-22 End Table
529-11 RF One Arm Chair

OASIS

Timeless design appeal is what you'll notice about the clean and simple forms of Oasis. Available in two finish options: Ash or Barley.



- 536-11 LF One Arm Chair
 - 536-20 Armless Loveseat
 - 536-15 Corner Wedge
 - 536-10 Armless Chair
 - 536-12 RF One Arm Chair
 - 536-86 Swivel Glider
- Shown with Contempo table collection
- 455-22 End Table
 - 455-33 Cocktail Table






536-01 Lounge Chair
536-05 Ottoman
536-03 Sofa
Shown with Edgewood collection
9371-22 End Table
9371-23 Cocktail Table



536-79 Dining Arm Chair
Shown with Edgewood collection
9371-62 Dining Table





536-17 Armless Curved Loveseat
Shown with Contempo and Foley table collections
458-02 End Table
455-58 Fire Pit

CAMPBELL

Create a comfortable and customized outdoor room that reflects your style with only few pieces! Available in two finish options: Barley and Quarry Grey.






540-15 Corner Chair
540-10 Armless Chair
540-05 Ottoman
Shown with Foley table collection
458-02 End Table
458-03 Cocktail Table



Defined by its simple linear design, Campbell offers generous seating proportions.



540-15 Corner Chair
540-10 Armless Chair
540-05 Ottoman





549-75 High Back Swivel Lounge Chair
549-05 Ottoman



COCOON

With contoured cushioning and maximum comfort, form meets function in this organically shaped contemporary outdoor chair that's inspired by popular mid-century designs.



LENOX HILL

seating



Top left:
532-01 Lounge Chair
9532-22 End Table

Right:
532-73 Swivel Rocker
532-03B Sofa
9532-22 End Table
9532-23 Cocktail Table





9532-88 Dining Table
532-79 Dining Chair
532-99 Optional back pillow



LENOX HILL
dining

- 558-01 Lounge Chair
- 558-86 Swivel Glider
- 558-03 Sofa
- 9558-22 End Table
- 9558-23 Cocktail Table
- 1236-00 Outdoor Floor Cushion



MYSTIC HARBOR

Inspired by the relaxed lifestyle of the eastern seaboard, Mystic Harbor features a weathered finish and deep seated comfort.

558-01 Lounge Chair
558-05 Ottoman
9558-22 End Table



9558-84 Dining Table
558-79 Dining Arm Chair
558-46 Swivel Dining Arm Chair
558-03 Sofa
558-01 Lounge Chair
9558-23 Cocktail Table







790-03 Sofa
9790-22 Pedestal End Table
Shown with Livingston table collection
457-33 Cocktail Table



SOUTH HAMPTON

Robust wicker styling makes South Hampton's distinctive design an outdoor classic. Available in two finish choices: Tuscan Brown or Sandalwood.



790-03 Sofa
Shown with Livingston and Foley table collections
457-33 Cocktail Table
458-02 End Table





790-03 Sofa
Shown with Contempo table collection
455-02 End Table



BESPOKE

enduring custom craftsmanship

Artistry. Precision. Comfort. With uncompromising quality, each piece of LANE VENTURE Bespoke is crafted by skilled artisan hands. Tailored to perfection by using the finest materials and techniques, we bring your choice of design details to life within our state-of-the-art domestic facilities.

ALUMINUM

Each seating piece is available as a sofa, chair or swivel and can be customized by changing the arm style and back design. Choose a finish and fabric to complete the look.

UPHOLSTERY

Each seating piece is available as a sofa, chair or swivel and a choice of 2 seat depths. Customize the silhouette by changing the arm style, back design and cushion tailoring. Tapered legs are available in your choice of finishes. Choose a fabric to complete the look.

With our proven commitment to service, we invite you to create made-to-order, Bespoke by LANE VENTURE.

AMERICAN-MADE
PROUDLY
MADE IN THE
USA



COLOR OPTIONS

Available in all Custom Casual finish options.

Reference pages 218-219

NOTE: While the images throughout this catalog are very good representations of color, variations in printing can occur. Please refer to an actual swatch sample for color before making a final selection.



4TH-01 Chair
4AE-01 Chair
4SV-01 Chair

ALUMINUM



8TB-01S Chair
8WK-01D Chair
8SB-87S Swivel

UPHOLSTERY

BESPOKE

enduring custom craftsmanship

tailored for you

craftsmanship

domestic

enduring

skilled artisans

quality

AMERICAN-MADE
PROUDLY
MADE IN THE
USA 

COLOR OPTIONS

Available in all Custom Casual finish options.

Reference pages 218-219





4AE-01 Chair
4SV-01 Chair



4TH-01 Chair

BESPOKE *aluminum*

Crafted with precision & tailored by skilled American artisans, our Bespoke Aluminum allows you to bring our designs to life with customization.



4TH-01 Chair
4AE-01 Chair
4SV-01 Chair







4TH-01 Chair
4TH-03 Sofa
Shown with Contempo table collection
455-22 End Table
455-23 Cocktail Table





4TH-03 Sofa
Shown with Contempo table collection
455-22 End Table



BESPOKE *upholstery*

8WK-01D Chair
8SB-87S Swivel
8TB-01S Chair





8WK-03D Sofa
Shown with Elena collection
825-09 Pouf

Crafted domestically by our skilled American craftsmen, Bespoke upholstery is built using only premium marine-grade materials.



8SB-87S Swivel




8WK-01D Chair



8TB-01S Chair

PRODUCT REFERENCE SHEETS MATERIALS & SPECIFICATIONS

A close-up, black and white photograph of a person's hand holding a pen, drawing a technical sketch on a piece of paper. The sketch appears to be a cross-section of a mechanical part, possibly a bolt or a similar fastener. The background is blurred, showing the person's face and another hand resting on the paper.

NOTE: While the images throughout this catalog are very good representations of color, variations in printing can occur. Please refer to an actual swatch sample for color before making a final selection.



NEW BROOKS

CELERIE KEMBLE | DESIGNER LABEL | ALUMINUM



LOUNGE CHAIR
SKU: 220-01
OVERALL: W28 D35 H35
SEAT: W25 D22 H19
ARM H24



LOUNGE CHAIR
SKU: 220-01
Back view



SOFA
SKU: 220-03B BENCH CUSHION
SKU: 220-03 3/3 CUSHION
OVERALL: W81 D35 H35
SEAT: W78 D22 H19
ARM H24



SOFA
SKU: 220-03
Back view.



OTTOMAN
SKU: 220-05
OVERALL: W26 D22 H19



SWIVEL GLIDER
SKU: 220-86
OVERALL: W28 D35 H35
SEAT: W25 D22 H19
ARM H24
Swivel glider base



SWIVEL GLIDER
SKU: 220-86
Back view

OCCASIONAL
Lava stone tops in Chalk finish



SQUARE END TABLE
SKU: 9220-22
OVERALL: W24 D24 H22



RECTANGULAR COCKTAIL TABLE
SKU: 9220-23
OVERALL: W46 D24 H19



FINISH



BARLEY - SEATING & TABLE BASE



CHALK LAVA STONE - TABLE TOPS

PRODUCT INFORMATION

- **SHIPS FROM:** North Carolina
- **FRAME:** Mixed materials. Premium powder-coated aluminum frames. Hand-woven wicker panel elements.
- **FINISH:** Seating in Barley. Tables - Barley base, Tops - Chalk lava stone.
- **FEATURES:** Mid-century modern design. Small scale seating. Tables all aluminum frame with lava stone tops in Chalk.
- **SEAT DECK:** PVC Strap
- **STANDARD CUSHION CORE:** Fiber coil construction, fabric casing with drainable mesh on bottom.
Optional fiber-wrapped foam with all fabric casing available.
- **STANDARD CUSHION STYLE:** Box-border, weltless with top-stitch tailoring.
Optional box-border with self-welt available.
- **FABRICS:** Available in all LANE VENTURE fabrics

NEW

CLEAR Y

CELERIE KEMBLE | DESIGNER LABEL | WOVEN



LOUNGE CHAIR
SKU: 526-01
OVERALL: W36 D34 H35
SEAT: W24 D18 H19
ARM H25



LOUNGE CHAIR
SKU: 526-01
Back view



LOVESEAT
SKU: 526-02
OVERALL: W63 D34 H35
SEAT: W50 D18 H19
ARM H25



LOVESEAT
SKU: 526-02
Back view



SOFA
SKU: 526-03
OVERALL: W88 D34 H35
SEAT: W75 D18 H19
ARM H25



SOFA
SKU: 526-03
Back view.



OTTOMAN
SKU: 526-05
OVERALL: W26 D23 H19



SWIVEL GLIDER LOUNGE CHAIR
SKU: 526-86
OVERALL: W36 D34 H35
SEAT: W24 D18 H19
ARM H25
Swivel glider base.

SECTIONAL
CONNECTOR HARDWARE INCLUDED



ARMLESS CHAIR
SKU: 526-10
OVERALL: W26 D34 H35
SEAT: W26 D18 H19
Stand alone or pair with others



CORNER CHAIR
SKU: 526-15
OVERALL: W34 D34 H35
SEAT: W19 D19 H19
Stand alone or pair with others



LF ONE ARM LOVESEAT
SKU: 526-21
OVERALL: W57 D34 H35
SEAT: W50 D18 H19
ARM H25
Stand alone or pair with others



RF ONE ARM LOVESEAT
SKU: 526-22
OVERALL: W57 D34 H35
SEAT: W50 D18 H19
ARM H25
Stand alone or pair with others

FINISH



BARLEY

PRODUCT INFORMATION

- **SHIPS FROM:** North Carolina
- **FRAME:** Hand-woven wicker over weather-resistant, premium powder-coated aluminum.
- **FINISH:** Barley
- **FEATURES:** Scallop design on arm and apron. Small scale seating.
- **SEAT DECK:** PVC Strap
- **STANDARD CUSHION CORE:** Fiber coil construction, fabric casing with drainable mesh on bottom.
Optional fiber-wrapped foam with all fabric casing available.
- **STANDARD CUSHION STYLE:** Box-border seat, weltless with top-stitch tailoring. Knife-edge back pillows.
Optional box-border seat with self-welt available.
- **FABRICS:** Available in all LANE VENTURE fabrics

MIMI

CELERIE KEMBLE | DESIGNER LABEL | ALUMINUM



LOUNGE CHAIR
SKU: 216-01
OVERALL: W30 D36 H36
SEAT: W25 D21 H20
ARM H23



LOVESEAT
SKU: 216-02
OVERALL: W55 D36 H36
SEAT: W50 D21 H20
ARM H23



SOFA
SKU: 216-03
OVERALL: W78 D36 H36
SEAT: W74 D21 H20
ARM H23



OTTOMAN
SKU: 216-05
OVERALL: W24 D22 H19



CUDDLE OTTOMAN
SKU: 216-50
OVERALL: W40 D24 H19



CUDDLE CHAIR
SKU: 216-51
OVERALL: W42 D36 H36
SEAT: W37 D21 H20
ARM H23



CUDDLE CHAIR CANOPY
SKU: 216-59
OVERALL: W39 D32 H30
Fits 216-51 Cuddle Chair.
*Canopy sold separately.
Only in white fabric shown.*



MORRIS CHAISE
SKU: 216-64
OVERALL: W30 D78 H36
SEAT: W27 D51 H20
ARM H23
CUSHION: Fiber construction.
3 position reclining back.
Does not lay flat.



DINING ARM CHAIR
SKU: 216-79
OVERALL: W25 D27 H37
SEAT: W20 D18 H20
ARM H25
CUSHION: Fiber construction.



SWIVEL GLIDER LOUNGE CHAIR
SKU: 216-86
OVERALL: W30 D36 H36
SEAT: W25 D21 H20
ARM H23
Swivel glider base.



SQUARE ACCENT TABLE
SKU: 9216-04
OVERALL: W18 D18 H19



SQUARE END TABLE
SKU: 9216-22
OVERALL: W24 D24 H24



RECTANGULAR COCKTAIL TABLE
SKU: 9216-23
OVERALL: W46 D24 H19



SQUARE DINING TABLE
SKU: 9216-45
OVERALL: W45 D45 H30
SEATS: 4. 1.75" Umbrella hole.



RECTANGULAR DINING TABLE
SKU: 9216-84
OVERALL: W84 D42 H30
SEATS: 8. 1.75" Umbrella hole.



FINISH



RAFFIA



QUATREFOIL DESIGN

PRODUCT INFORMATION

- **SHIPS FROM:** North Carolina
- **FRAME:** Premium, weather-resistant powder-coated aluminum frame with polyethylene synthetic fiber wrap.
- **FINISH:** Raffia
- **FEATURES:** Seating - Quatrefoil back design. Tables - Quatrefoil design top with inset glass top
- **SEAT DECK:** PVC Strap
- **STANDARD CUSHION CORE:** Fiber coil construction, fabric casing with drainable mesh bottom.
Optional fiber-wrapped foam with all fabric casing available.
- **STANDARD CUSHION STYLE:** Box-border with self-welt
Optional box border, weltless with top-stitch tailoring available
- **FABRICS:** Available in all LANE VENTURE fabrics

HEMINGWAY LOGGIA & RESORT

ERNEST HEMINGWAY | DESIGNER LABEL | MIXED MATERIALS



LOUNGE CHAIR
SKU: 5523-01
 OVERALL: W32 D38 H40
 SEAT: W26 D22 H20
 ARM H24



SOFA
SKU: 5523-03
 OVERALL: W84 D38 H40
 SEAT: W78 D22 H20
 ARM H24



OTTOMAN
SKU: 5523-05
 OVERALL: W27 D27 H20



SWIVEL ROCKER LOUNGE CHAIR
SKU: 5523-73
 OVERALL: W32 D38 H40
 SEAT: W26 D22 H20
 ARM H24
Swivel rocker base.

FINISH



HONEY
WOVEN



HONEY OAK
ALUMINUM ACCENTS

PRODUCT INFORMATION

- **SHIPS FROM:** North Carolina
- **FINISH:** Woven in Honey. Aluminum accents in Honey Oak finish.
- **FRAME:** Mixed media - Premium grade aluminum and woven wicker.
- **FEATURES:** Durable synthetic polyethylene fibers hand-woven over aluminum to look like natural sea grass. Aluminum accents finished with a heat transfer technique for a wood grain effect. Cast aluminum legs.
- **SEAT DECK:** PVC strap
- **STANDARD CUSHION CORE:** Fiber coil construction with drainable mesh on bottom. Optional fiber-wrapped foam with all fabric casing available.
- **STANDARD CUSHION STYLE:** Box-border, weltless with top-stitch tailoring. Optional box-border with self-welt available.
- **FABRICS:** Available in all LANE VENTURE fabrics where applicable.



SQUARE END TABLE
SKU: 5518-22
 OVERALL: W24 D24 H22
Ships KD. Assembly required.



RECTANGULAR COCKTAIL TABLE
SKU: 5518-23
 OVERALL: W48 D31 H16
Ships KD. Assembly required.



FINISH



HONEY OAK

PRODUCT INFORMATION

- **SHIPS FROM:** North Carolina
- **FINISH:** Honey Oak
- **FRAME:** Premium, weather-resistant powder-coated aluminum frame.
- **FEATURES:** Premium aluminum finished with a heat transfer technique for a wood grain effect. KD (Knocked Down) items ship disassembled to save space and will require assembly.

HEMINGWAY

ERNEST HEMINGWAY | DESIGNER LABEL | MIXED MATERIALS




OCCASIONAL CHAIR
SKU: 5515-01
 OVERALL: W28 D35 H34
 SEAT: W25 D22 H17
 FRAME: Woven wicker over aluminum.
 FINISH: Gun Metal/golden highlights.



CANTED OTTOMAN
SKU: 5515-05
 OVERALL: W24 D27 H16
 FRAME: Woven wicker over aluminum.
 FINISH: Gun Metal/golden highlights.
 Matches SKU: 5515-01

FINISH



GUN METAL/GOLDEN HIGHLIGHTS



ACCENT DINING ARM CHAIR
SKU: 5501-79
 OVERALL: W25 D31 H38 ARM H26
 SEAT: W20 D20 H19
 FRAME: Woven wicker over aluminum.
 FINISH: Weathered Driftwood
 SEAT DECK: PVC strap.
 CUSHION: Fiber construction.
 Box border, self-welt.

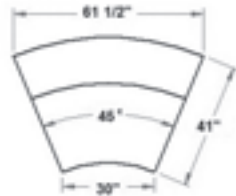
FINISH



WEATHERED DRIFTWOOD



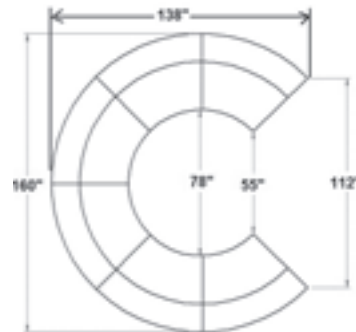
CHESTERFIELD CRESCENT WEDGE
SKU: 5511-16
 OVERALL: W61 D42 H35
 SEAT: W30 D21 H21 ARM H31
 FINISH: Rich Tobacco/Sun Bleached Palm.
 Cast aluminum turned legs.
 3 pillow back, self-welt.



5511-16 ONE UNIT



CHESTERFIELD CRESCENT WEDGE
SKU: 5511-16
 Three shown



5511-16 THREE UNITS

FINISH



RICH TOBACCO AND SUN-BLEACHED PALM

PRODUCT INFORMATION

- **SHIPS FROM:** North Carolina
- **FINISH:** Rich Tobacco / Sun-bleached Palm
- **FRAME:** Woven over premium aluminum frame
- **FEATURES:** Durable synthetic polyethylene fibers hand-woven over premium aluminum to look like natural wicker.
- **SEAT DECK:** PVC strap
- **STANDARD CUSHION CORE:** Fiber coil construction with drainable mesh on bottom.
 Optional fiber-wrapped foam with all fabric casing available
- **STANDARD CUSHION STYLE:** Box-border with self-welt
 Optional box border, weltless with top-stitch tailoring available
- **FABRICS:** Available in all LANE VENTURE fabrics

HEMINGWAY

ERNEST HEMINGWAY | DESIGNER LABEL | MIXED MATERIALS



ROUND ACCENT TABLE
SKU: 5507-04
OVERALL: W25 D25 H24
FRAME: Aluminum
FINISH: Hammered Gun Metal.
Tempered glass top.
Aluminum shelf in faux travertine finish.



ROUND COCKTAIL TABLE
SKU: 5507-25
OVERALL: W46 D46 H19
FRAME: Aluminum
FINISH: Hammered Gun Metal.
Tempered glass top.
Aluminum shelf in faux travertine finish.

FINISH



HAMMERED GUN METAL



FLORENTINE DINING ARM CHAIR
SKU: 5525-79
OVERALL: W23 D27 H37
SEAT: W20 D19 H20 ARM H24
FRAME: Aluminum.
FINISH: Aged Gun Metal, as shown.
SEAT DECK: Aluminum.
CUSHION: Fiber construction.
Box border, self-welt.

FINISH



AGED GUN METAL



ROUND ACCENT TABLE
SKU: 5520-22
OVERALL: W16 D16 H23
FRAME: Aluminum
FINISH: Textured Walnut.

FINISH



TEXTURED WALNUT

PRODUCT INFORMATION

- **SHIPS FROM:** North Carolina
- **FINISH:** As shown
- **FRAME:** Mixed media - Premium aluminum frames

HEMINGWAY ISLANDS

ERNEST HEMINGWAY | DESIGNER LABEL | MIXED MATERIALS



LOUNGE CHAIR
SKU: 5531-01
OVERALL: W35 D40 H36
SEAT: W26 D22 H20
ARM H24



LOUNGE CHAIR
SKU: 5531-01
Back view



LOVESEAT
SKU: 5531-02
OVERALL: W60 D40 H37
SEAT: W52 D22 H20
ARM H24



SOFA
SKU: 5531-03
OVERALL: W85 D40 H36
SEAT: W77 D21 H20
ARM H24



OTTOMAN
SKU: 5531-05
OVERALL: W28 D23 H20



ACCENT CHAIR
SKU: 5531-06
OVERALL: W30 D29 H38
SEAT: W24 D19 H20
ARM H26



ADJUSTABLE CHAISE
SKU: 5531-40
OVERALL: W36 D70 H44
SEAT: W31 D46 H22
ARM H26
Five-position adjustable back.
Lays flat.



SWIVEL ROCKER LOUNGE CHAIR
SKU: 5531-73
OVERALL: W35 D38 H36
SEAT: W26 D22 H20
ARM H25
Swivel rocker base.



DINING ARM CHAIR
SKU: 5531-79
OVERALL: W25 D27 H40
SEAT: W20 D20 H20
ARM H26
CUSHION: Fiber construction.



ROUND ACCENT TABLE
SKU: 5531-24
OVERALL: W19 D19 H24
TOP: Aluminum in faux travertine powder-coat finish.



SQUARE END TABLE
SKU: 5531-22
OVERALL: W24 D24 H24
Ships KD. Assembly required.




RECTANGULAR COCKTAIL TABLE
SKU: 5531-23
OVERALL: W48 D26 H18
Ships KD. Assembly required.



SQUARE DINING TABLE
SKU: 5531-45
OVERALL: W45 D45 H30
SEATS: 4. 2" Umbrella hole
Ships KD. Assembly required.



RECTANGULAR DINING TABLE
SKU: 5531-84
OVERALL: W84 D44 H30
SEATS: 6. 2" Umbrella hole
Ships KD. Assembly required.



ROUND GAS FIRE PIT
SKU: 5531-47
OVERALL: W48 D48 H26
Propane gas fueled 60,000 BTU.
Slide out drawer for propane tank. Propane not included.
Burner cover.

Fire Pits include decorative heat-resistant glass rocks. Must select color.



CRYSTAL



AMBER



MIXED

Available accessories
GLASS WINDSCREEN
SKU: 5531-27 W21 D21 H10
NATURAL GAS CONVERSION KIT
SKU: 5531-28
Sold separately

Replacement Rocks:
19036-00 AMBER
19037-00 CRYSTAL
19038-00 MIXED AMBER & CRYSTAL

FINISH



FAUX TRAVERTINE



BLACK TRUFFLE FRAME



BLACK TRUFFLE WEAVE

PRODUCT INFORMATION

- **SHIPS FROM:** North Carolina
- **FRAME:** Premium, weather-resistant powder-coated aluminum frame
- **FINISH:** Black Truffle
- **FEATURES:** Seating - Decorative pierced aluminum back design.
Cast aluminum leg turnings and wide paddle arms. Woven elements.
Tables - Pierced aluminum design. Cast aluminum leg turnings.
KD (Knocked Down) items ship disassembled to save space and will require assembly
- **SEAT DECK:** PVC strap
- **STANDARD CUSHION CORE (Unless otherwise noted):** Fiber coil construction. Fabric casing with drainable mesh bottom.
Optional fiber-wrapped foam with all fabric casing available.
- **STANDARD CUSHION STYLE:** Box-border with self-welt.
Optional box border, weltless with top-stitch tailoring available.
- **FABRICS:** Available in all LANE VENTURE fabrics

LANGHAM

ALUMINUM



LOUNGE CHAIR
SKU: 203-01
OVERALL: W28 D35 H38
SEAT: W22 D21 H21
ARM H25



LOUNGE CHAIR
SKU: 203-01
Back view



SOFA
SKU: 203-03
OVERALL: W76 D35 H38
SEAT: W72 D21 H21
ARM H25



OTTOMAN
SKU: 203-05
OVERALL: W24 D18 H20



ADJUSTABLE CHAISE
SKU: 203-40
OVERALL: W29 D77 H41
SEAT: W27 D48 H17
CUSHION: Fiber construction.
5 position reclining back. Lays flat.



COUNTER BAR STOOL
SKU: 203-43
OVERALL: W19 D20 H39
SEAT: W19 D17 H29
CUSHION: Fiber construction.



DINING ARM CHAIR
SKU: 203-79
OVERALL: W24 D27 H37
SEAT: W20 D21 H21
ARM H26
CUSHION: Fiber construction.



OPTIONAL BACK CUSHION
SKU: 203-99
OVERALL: W21 D2.5 H19
Fits SKU: 203-79 Dining Arm
Chair



SQUARE END TABLE
SKU: 9203-22
OVERALL: W24 D24 H22



RECTANGULAR COCKTAIL TABLE
SKU: 9203-23
OVERALL: W48 D24 H16



COUNTER BAR / CONSOLE TABLE
SKU: 9203-41
OVERALL: W48 D18 H36
SEATS: 2.



ROUND DINING TABLE
SKU: 9203-48
OVERALL: W48 D48 H30
SEATS: 4. 2.5" Umbrella hole.



RECTANGULAR DINING TABLE
SKU: 9203-84
OVERALL: W84 D42 H30
SEATS: 6. 2.5" Umbrella hole.

FINISH



DARK BRONZE



FAUX TRAVERTINE

PRODUCT INFORMATION

- **SHIPS FROM:** North Carolina
- **FRAME:** Premium, weather-resistant powder-coated aluminum frame.
- **FINISH:** Seating in Dark Bronze. Tables feature aluminum tops in a faux travertine powder-coat finish.
- **FEATURES:** Interlocking circle back design in cast aluminum
- **SEAT DECK:** Aluminum slats.
- **STANDARD CUSHION CORE (Unless otherwise noted):** Fiber coil construction. Fabric casing with drainable mesh bottom. Optional fiber-wrapped foam with all fabric casing available.
- **STANDARD CUSHION STYLE:** Box-border with self-welt. Optional box border, weltless with top-stitch tailoring available.
- **FABRICS:** Available in all LANE VENTURE fabrics.

WINTERTHUR ESTATE

ALUMINUM



LOUNGE CHAIR
SKU: 231-01
 OVERALL: W28 D35 H34
 SEAT: W24 D21 H22
 ARM H24
 Mesh back.



SOFA
SKU: 231-03
 OVERALL: W75 D36 H34
 SEAT: W73 D21 H22
 ARM H24
 Mesh back.



LOUNGE CHAIR - X BACK
SKU: 231-04
 OVERALL: W28 D35 H34
 SEAT: W24 D21 H22
 ARM H24
 X back.



OTTOMAN
SKU: 231-05
 OVERALL: W26 D30 H20



BENCH
SKU: 231-09
 OVERALL: W72 D18 H33
 SEAT: W70 D18 H22
 ARM H32



ADJUSTABLE CHAISE
SKU: 231-40
 OVERALL: W28 D82 H43
 SEAT: W24 D47 H18 ARM H23
 CUSHION: Fiber construction.
 Six-position reclining back.
 Lays flat. Hidden wheels.
 Mesh back.



DAYBED OTTOMAN
SKU: 231-55
 OVERALL: W78 D24 H20
 SEAT: W73 D23 H20
 ARM H18



DINING ARM CHAIR
SKU: 231-79
 OVERALL: W23 D25 H36
 SEAT: W20 D20 H21
 ARM H25
 CUSHION: Fiber construction.



SWIVEL ROCKER
SKU: 231-73
 OVERALL: W28 D36 H34
 SEAT: W24 D21 H21
 ARM H25
 Mesh back. Swivel rocker base.



SWIVEL ROCKER
SKU: 231-76
 OVERALL: W28 D36 H34
 SEAT: W24 D21 H21
 ARM H25
 X back. Swivel rocker base.



DAYBED
SKU: 231-58
 OVERALL: W83 D37 H43
 SEAT: W62 D27 H21
 ARM H37



DAYBED CANOPY (shown with daybed)
SKU: 231-59
 OVERALL: W83 D36 H46
 Sold separately from the daybed.
 Daybed canopy frame includes fabric crown and side panels.
 Fabric available only in soft white, as shown.
 Side panels are independent. Drape or swag using the ties pre-sewn to each panel.
 Some assembly required.



MESH DESIGN BACK



X DESIGN BACK

WINTERTHUR ESTATE

ALUMINUM



ROUND ACCENT TABLE
SKU: 9231-04
 OVERALL: W18 D18 H24
 Locking casters.



ROUND END TABLE
SKU: 9231-22
 OVERALL: W24 D24 H24
 Inset aluminum top
 in a faux travertine finish.




RECTANGULAR COCKTAIL TABLE
SKU: 9231-23
 OVERALL: W48 D26 H20
 Inset aluminum top
 In a faux travertine finish.



BAR CART
SKU: 9231-15
 OVERALL: W26 D42 H34
 Frosted tempered glass shelves.
 Wheels.



CONSOLE TABLE
SKU: 9231-67
 OVERALL: W72 D15 H34
 3 removable bins that can be turned
 upside down to create a flat top
 surface or right side up to use as
 multi-purpose containers.
 Stand alone or can be paired with
 9231-77 Trellis.



TRELLIS
SKU: 9231-77
 OVERALL: W72 D1 H85
 Stand alone or can attach to back of
 9231-67 Console Table.



OVAL DOUBLE PEDESTAL DINING TABLE
SKU: 9231-96
 OVERALL: W96 D48 H30
 SEATS: 8. 2" Umbrella hole.
 Aluminum top with pierced decor.
 Ships KD. Assembly required.



FINISH



OBSIDIAN BLACK



FAUX TRAVERTINE

PRODUCT INFORMATION

- **SHIPS FROM:** North Carolina
- **FRAME:** Premium, weather-resistant powder-coated aluminum frame.
- **FINISH:** Obsidian Black, as shown.
- **FEATURES:** Seating - classic forms and design details inspired by Winterthur Estate.
 Standard pierced aluminum mesh back design. "X" back design on select items.
 Tables - design details include inset aluminum top with a powder-coated faux travertine finish.
- **SEAT DECK:** Aluminum strap.
- **STANDARD CUSHION CORE (Unless otherwise noted):** Fiber coil construction. Fabric casing with drainable mesh bottom.
 Optional fiber-wrapped foam with all fabric casing available.
- **STANDARD CUSHION STYLE:** Box-border with self-welt.
 Optional box border, weltless with top-stitch tailoring available.
- **FABRICS:** Available in all LANE VENTURE fabrics.

NEW

PALISADES *dining*

ALUMINUM



EXTENSION DINING TABLE
SKU: 9211-98W OBSIDIAN/ WHITE
OVERALL: W106 D44 H30
One 32" self-storing leaf. Seats 8-10
No umbrella hole



FULLY EXTENDED
OVERALL: W138 D44 H30
Seats 8-14 with leaf extended.



EXTENSION DINING TABLE
SKU: 9211-98G OBSIDIAN/ GREY
OVERALL: W106 D44 H30
One 32" self-storing leaf. Seats 8-10
No umbrella hole



FULLY EXTENDED
OVERALL: W138 D44 H30
Seats 8-14 with leaf extended.

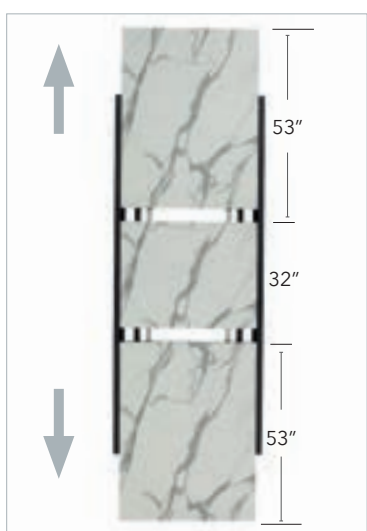


EXTENSION DETAIL

NEW PALISADES *dining*
ALUMINUM

Easy self-storing leaf system

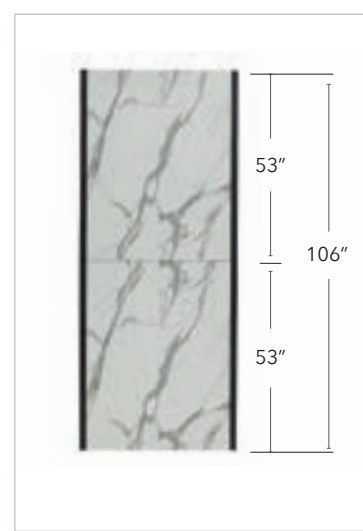
1. Gently pull apart top from both ends to reveal self storing leaf underneath. Continue to pull until leaf rises to top and glides into place.



2. Gently push both top ends towards center to lock leaf in place.



3. Reverse steps to store leaf.



FINISH



WHITE - HPL TOP



GREY - HPL TOP



OBSIDIAN BLACK
ALUMINUM BASE

PRODUCT INFORMATION

- **SHIPS FROM:** North Carolina
- **FRAME:** Top - HPL (High Pressure Laminate) Faux Stone
Base - Weather-resistant, premium powder-coated aluminum.
- **FINISH:** Obsidian Black/White top or Obsidian Black/Grey top.
- **FEATURES:** Easy-to-use extension table mechanism with hidden self-storing leaf for extra seating.

MONTEREY

CUSTOM CASUAL ALUMINUM | CUSHION



LOUNGE CHAIR
SKU: 400-01
 OVERALL: W30 D36 H40
 SEAT: W24 D20 H20
 ARM H24



LOVESEAT
SKU: 400-02
 OVERALL: W55 D36 H40
 SEAT: W50 D20 H20
 ARM H24



SOFA
SKU: 400-03
 OVERALL: W80 D36 H40
 SEAT: W75 D20 H20
 ARM H24



OTTOMAN
SKU: 400-05
 OVERALL: W30 D23 H19



ADJUSTABLE CHAISE
SKU: 400-40
 OVERALL: W28 D84 H38
 SEAT: W23 D47 H19
 ARM H23
 CUSHION: Fiber-wrapped foam.
 4 position reclining back. Lays flat.



SWIVEL LOUNGE CHAIR
SKU: 400-73
 OVERALL: W30 D36 H39
 SEAT: W24 D20 H21
 ARM H25
 Swivel rocker base.



SWIVEL COUNTER STOOL
SKU: 400-43
 OVERALL: W27 D32 H46
 SEAT: W22 D17 H25
 ARM H30
 CUSHION: Fiber-wrapped foam.
 Swivel base.



SWIVEL BAR STOOL
SKU: 400-53
 OVERALL: W27 D34 H54
 SEAT: W22 D17 H33
 ARM H37
 CUSHION: Fiber-wrapped foam.
 Swivel base.



SWIVEL DINING CHAIR
SKU: 400-46
 OVERALL: W27 D32 H40
 SEAT: W22 D17 H19
 ARM H24
 CUSHION: Fiber-wrapped foam.
 Swivel-tilt base.



DINING ARM CHAIR
SKU: 400-79
 OVERALL: W27 D32 H40
 SEAT: W22 D17 H20
 ARM H24
 CUSHION: Fiber-wrapped foam.

FINISH

See pages
 218-219 to see
 all Custom Casual
 Color Options

PRODUCT INFORMATION

- **SHIPS FROM:** Alabama
- **FRAME:** Weather-resistant, premium powder-coated aluminum, made in USA
- **FINISH:** Available in all Custom Casual color options
- **FEATURES:** Center button-tufted backs. Matching fabric cushion straps included
- **SEAT DECK:** Sling
- **STANDARD CUSHION CORE:** Fiber-wrapped foam with all fabric casing
 Optional fiber coil construction with drainable mesh on bottom available
- **STANDARD CUSHION STYLE:** Box-border with self-welt
 Optional box-border, weltless with top-stitch tailoring available
- **FABRICS:** Available in all LANE VENTURE fabrics

SANTA ROSA

CUSTOM CASUAL ALUMINUM | CUSHION



LOUNGE CHAIR
SKU: 408-01
 OVERALL: W28 D32 H37
 SEAT: W25 D21 H21
 ARM H24



LOVESEAT
SKU: 408-02
 OVERALL: W53 D32 H37
 SEAT: W50 D21 H21
 ARM H24



SOFA
SKU: 408-03
 OVERALL: W78 D32 H37
 SEAT: W75 D21 H21
 ARM H24



OTTOMAN
SKU: 408-05
 OVERALL: W25 D24 H21



ADJUSTABLE CHAISE
SKU: 408-40
 OVERALL: W26 D83 H45
 SEAT: W26 D48 H20
 CUSHION: Fiber-wrapped foam.
 4 Position reclining back.
 Lays flat.



SWIVEL LOUNGE CHAIR
SKU: 408-73
 OVERALL: W28 D33 H37
 SEAT: W25 D20 H21
 ARM H25
 Swivel rocker base.



SWIVEL DINING CHAIR
SKU: 408-46
 OVERALL: W23 D30 H37
 SEAT: W20 D19 H21
 ARM H24
 CUSHION: Fiber-wrapped foam.
 Swivel tilt base.



DINING ARM CHAIR
SKU: 408-79
 OVERALL: W23 D30 H37
 SEAT: W20 D19 H21
 ARM H24
 CUSHION: Fiber-wrapped foam.

FINISH

See pages
 218-219 to see
 all Custom Casual
 Color Options

PRODUCT INFORMATION

- **SHIPS FROM:** Alabama
- **FRAME:** Weather-resistant, premium powder-coated aluminum, made in USA.
- **FINISH:** Available in all Custom Casual color options
- **FEATURES:** Matching fabric cushion straps included
- **SEAT DECK:** Sling.
- **STANDARD CUSHION CORE:** Fiber-wrapped foam with all fabric casing
 Optional fiber coil construction with drainable mesh on bottom available
- **STANDARD CUSHION STYLE:** Box-border, weltless with top-stitch tailoring
 Optional box-border with self-welt available
- **FABRICS:** Available in all LANE VENTURE fabrics

MONTANA

CUSTOM CASUAL ALUMINUM | CUSHION



LOUNGE CHAIR
SKU: 410-01
OVERALL: W32 D37 H44
SEAT: W26 D27 H19
ARM H25



LOUNGE CHAIR
SKU: 410-01
Back view



LOVESEAT
SKU: 410-02
OVERALL: W58 D37 H44
SEAT: W53 D27 H19
ARM H25



SOFA
SKU: 410-03
OVERALL: W87 D37 H44
SEAT: W81 D27 H19
ARM H25



OTTOMAN
SKU: 410-05
OVERALL: W25 D25 H19



SWIVEL LOUNGE CHAIR
SKU: 410-73
OVERALL: W32 D37 H44
SEAT: W26 D27 H19
ARM H25
Swivel rocker base.



SPRING LOUNGE CHAIR
SKU: 410-76
OVERALL: W32 D37 H44
SEAT: W26 D27 H19
ARM H25
Spring base.



DINING SIDE CHAIR
SKU: 410-78
OVERALL: W20 D25 H42
SEAT: W20 D15 H21
CUSHION: Fiber-wrapped foam.



DINING ARM CHAIR
SKU: 410-79
OVERALL: W26 D25 H42
SEAT: W20 D15 H21
ARM H25
CUSHION: Fiber-wrapped foam.



ADJUSTABLE CHAISE
SKU: 410-40
OVERALL: W26 D80 H43
SEAT: W26 D48 H18
CUSHION: Fiber-wrapped foam.
4 Position reclining back.
Lays flat.

FINISH

See pages
218-219 to see
all Custom Casual
Color Options

PRODUCT INFORMATION

- **SHIPS FROM:** Alabama
- **FRAME:** Weather-resistant, premium powder-coated aluminum, made in USA
- **FINISH:** Available in all Custom Casual color options
- **FEATURES:** Cast aluminum bold slat design back
Matching fabric cushion straps included
- **SEAT DECK:** Sling
- **STANDARD CUSHION CORE:** Fiber-wrapped foam with all fabric casing
Optional fiber coil construction with drainable mesh on bottom available
- **STANDARD CUSHION STYLE:** Box-border, weltless with top-stitch tailoring
Optional box-border with self-welt available
- **FABRICS:** Available in all LANE VENTURE fabrics

SMITH LAKE

CUSTOM CASUAL ALUMINUM | CUSHION



LOUNGE CHAIR
SKU: 419-01
 OVERALL: W31 D38 H44
 SEAT: W26 D21 H18
 ARM H25



LOUNGE CHAIR
SKU: 419-01
Back view



SOFA
SKU: 419-03
 OVERALL: W81 D38 H44
 SEAT: W78 D21 H18
 ARM H25



OTTOMAN
SKU: 419-05
 OVERALL: W26 D23 H17



ADJUSTABLE CHAISE
SKU: 419-40
 OVERALL: W33 D77 H39
 SEAT: W28 D48 H17
 ARM H23
 CUSHION: Fiber-wrapped foam.
 4 Position reclining back.
 Lays flat.



SWIVEL ROCKER LOUNGE CHAIR
SKU: 419-73
 OVERALL: W31 D38 H44
 SEAT: W26 D21 H18
 ARM H25
 Swivel rocker base.

SMITH LAKE LUXE



LUXE SOFA
SKU: 419-33
 OVERALL: W87 D38 H44
 SEAT: W73 D21 H18
 ARM H25



LUXE SOFA
SKU: 419-33
Back view



LUXE SWIVEL ROCKER
SKU: 419-75
 OVERALL: W40 D38 H44
 SEAT: W26 D21 H18
 ARM H25
 Swivel rocker base.

FINISH

See pages
 218-219 to see
 all Custom Casual
 Color Options

PRODUCT INFORMATION

- **SHIPS FROM:** Alabama
- **FRAME:** Weather-resistant, premium powder-coated aluminum, made in USA
- **FINISH:** Available in all Custom Casual color options
- **FEATURES:** Cast aluminum contoured slat back design. Two-piece back cushion for lumbar and head support. Matching fabric cushion straps included.
- **SEAT DECK:** Sling
- **STANDARD CUSHION CORE:** Fiber-wrapped foam with all fabric casing
 Optional fiber coil construction with drainable mesh on bottom available
- **STANDARD CUSHION STYLE:** Box-border with top-stitch tailoring
 Optional box border with welt
- **FABRICS:** Available in all LANE VENTURE fabrics.

WILLOW

CUSTOM CASUAL ALUMINUM | CUSHION



LOUNGE CHAIR
SKU: 414-01
OVERALL: W29 D37 H44
SEAT: W26 D27 H19
ARM H25



LOUNGE CHAIR
SKU: 414-01
Back view



LOVESEAT
SKU: 414-02
OVERALL: W56 D37 H44
SEAT: W53 D27 H19
ARM H25



SOFA
SKU: 414-03
OVERALL: W84 D37 H44
SEAT: W81 D27 H19
ARM H25



OTTOMAN
SKU: 414-05
OVERALL: W25 D25 H19



ADJUSTABLE CHAISE
SKU: 414-40
OVERALL: W26 D80 H43
SEAT: W26 D48 H18
CUSHION: Fiber-wrapped foam.
4 Position reclining back. Lays flat.



SWIVEL ROCKER CHAIR
SKU: 414-73
OVERALL: W29 D37 H44
SEAT: W26 D27 H19
ARM H25
Swivel rocker base.



SPRING LOUNGE CHAIR
SKU: 414-76
OVERALL: W29 D37 H44
SEAT: W26 D27 H19
ARM H25
Spring base.



DINING SIDE CHAIR
SKU: 414-78
OVERALL: W20 D25 H42
SEAT: W20 D15 H21
CUSHION: Fiber-wrapped foam.



DINING ARM CHAIR
SKU: 414-79
OVERALL: W23 D25 H42
SEAT: W20 D15 H21
ARM H25
CUSHION: Fiber-wrapped foam.

WILLOW modular

CONNECTOR HARDWARE INCLUDED

The modular and versatile design allows individual pieces to be arranged into different configurations for your occasion or used as stand alone items.



ARMLESS CHAIR
SKU: 414-10
OVERALL: W31 D32 H35
SEAT: W31 D24 H18



LF ONE ARM CHAIR
SKU: 414-11
OVERALL: W32 D32 H35
SEAT: W25 D24 H18
ARM H30



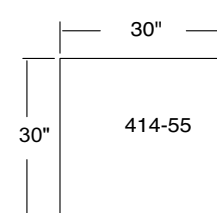
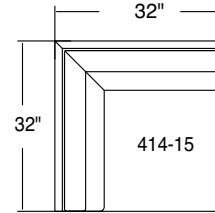
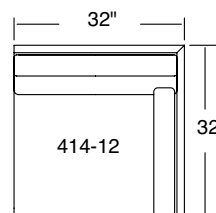
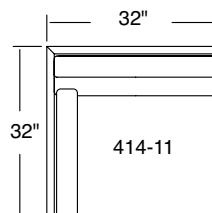
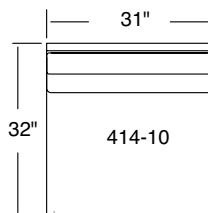
RF ONE ARM CHAIR
SKU: 414-12
OVERALL: W32 D32 H35
SEAT: W25 D24 H18
ARM H30



CORNER CHAIR
SKU: 414-15
OVERALL: W32 D32 H35
SEAT: W24 D24 H18
ARM H30



SECTIONAL OTTOMAN
SKU: 414-55
OVERALL: W31 D31 H18



NEW

WILLOW *garden*

CUSTOM CASUAL ALUMINUM | CUSHION



GARDEN CHAIR
SKU: 414-06
OVERALL: W32 D32 H36
SEAT: W29 D22 H22
ARM H30



GARDEN CHAIR
SKU: 414-06
Back view



GARDEN SOFA
SKU: 414-33
OVERALL: W87 D32 H36
SEAT: W84 D22 H22
ARM H30



GARDEN SWIVEL ROCKER CHAIR
SKU: 414-75
OVERALL: W32 D32 H36
SEAT: W29 D22 H22
ARM H30
Swivel rocker base

FINISH

See pages
218-219 to see
all Custom Casual
Color Options

PRODUCT INFORMATION

- **SHIPS FROM:** Alabama
- **FRAME:** Weather-resistant, premium powder-coated aluminum, made in USA
- **FINISH:** Available in all Custom Casual color options
- **FEATURES:** Cast aluminum trellis design. Lower shelter back
- **SEAT DECK:** Sling
- **STANDARD CUSHION CORE:** Fiber-wrapped foam with all fabric casing
Optional fiber coil construction, fabric casing with drainable mesh on bottom available
- **STANDARD CUSHION STYLE:** Box-border, weltless with top-stitch tailoring
Optional box-border with self-welt available
- **FABRICS:** Available in all LANE VENTURE fabrics

MONTEREY

CUSTOM CASUAL ALUMINUM | SLING



LOUNGE CHAIR
SKU: 401-01
 OVERALL: W30 D32 H38
 SEAT: W24 D20 H17
 ARM H24



ADJUSTABLE CHAISE
SKU: 401-40
 OVERALL: W25 D84 H36
 SEAT: W23 D47 H13
 ARM H24
 4 Position back. Lays flat.
 Non-stackable.



SWIVEL ROCKER LOUNGE CHAIR
SKU: 401-76
 OVERALL: W30 D31 H38
 SEAT: W24 D20 H17
 ARM H24
 Swivel rocker base.



HIGH BACK SWIVEL DINING CHAIR
SKU: 401-46
 OVERALL: W27 D32 H38
 SEAT: W21 D20 H18
 ARM H24
 Swivel tilt base.



HIGH BACK DINING CHAIR
SKU: 401-79
 OVERALL: W27 D31 H38
 SEAT: W21 D20 H18
 ARM H24



SWIVEL COUNTER HEIGHT STOOL
SKU: 401-43
 OVERALL: W27 D32 H44
 SEAT: W21 D20 H24
 ARM H30
 Swivel base.



SWIVEL BAR STOOL
SKU: 401-53
 OVERALL: W27 D32 H52
 SEAT: W21 D20 H30
 ARM H37
 Swivel base.

FINISH

See pages
 218-219 to see
 all Custom Casual
 Color Options

PRODUCT INFORMATION

- **SHIPS FROM:** Alabama
- **FRAME:** Weather-resistant, premium powder-coated aluminum, made in USA
- **FINISH:** Available in all Custom Casual color options
- **SEAT DECK:** Sling construction only
- **FABRICS:** Available in all LANE VENTURE sling fabrics

CAPSTONE

CUSTOM CASUAL ALUMINUM | SLING



STACKABLE ADJUSTABLE CHAISE
SKU: 404-40
 OVERALL: W27 D86 H40
 SEAT: W22 D53 H14
 4 Position reclining back. Lays flat.



SWIVEL DINING CHAIR
SKU: 404-46
 OVERALL: W26 D27 H34
 SEAT: W21 D19 H16
 ARM H24
 Swivel tilt base.



DINING ARM CHAIR
SKU: 404-79
 OVERALL: W26 D28 H35
 SEAT: W21 D19 H16
 ARM H24



COUNTER STOOL
SKU: 404-49
 OVERALL: W26 D28 H41
 SEAT: W21 D19 H25
 ARM H32



BAR STOOL
SKU: 404-59
 OVERALL: W26 D28 H49
 SEAT: W21 D19 H31
 ARM H38



SWIVEL COUNTER STOOL
SKU: 404-43
 OVERALL: W26 D28 H41
 SEAT: W21 D19 H25
 ARM H32
 Swivel base.



SWIVEL BAR STOOL
SKU: 404-53
 OVERALL: W26 D28 H49
 SEAT: W21 D19 H31
 ARM H38
 Swivel base.

FINISH

See pages
 218-219 to see
 all Custom Casual
 Color Options

PRODUCT INFORMATION

- **SHIPS FROM:** Alabama
- **FRAME:** Weather-resistant, premium powder-coated aluminum, made in USA
- **FINISH:** Available in all Custom Casual color options
- **SEAT DECK:** Sling construction only
- **FABRICS:** Available in all LANE VENTURE sling fabrics

SMITH LAKE

CUSTOM CASUAL ALUMINUM | SLING



SWIVEL COUNTER STOOL
SKU: 418-43
 OVERALL: W30 D30 H46
 SEAT: W21 D20 H24
 ARM H32
 Swivel-tilt Base



SWIVEL BAR STOOL
SKU: 418-53
 OVERALL: W30 D30 H52
 SEAT: W21 D20 H30
 ARM H38
 Swivel-tilt Base



HIGH BACK SWIVEL DINING CHAIR
SKU: 418-46
 OVERALL: W26 D29 H39
 SEAT: W21 D20 H18
 ARM H25
 Swivel-tilt Base



HIGH BACK DINING ARM CHAIR
SKU: 418-79
 OVERALL: W26 D29 H39
 SEAT: W21 D20 H18
 ARM H25



ADJUSTABLE CHAISE
SKU: 418-40
 OVERALL: W29 D79 H41
 SEAT: W24 D48 H15
 ARM H23
 4 Position reclining back. Lays flat.

PRODUCT INFORMATION

- **SHIPS FROM:** Alabama
- **FRAME:** Weather-resistant, premium powder-coated aluminum, made in USA
- **FINISH:** Available in all Custom Casual color options
- **SEAT DECK:** Sling construction only
- **FABRICS:** Available in all LANE VENTURE sling fabrics

ESCAPE

CUSTOM CASUAL ALUMINUM | SLING

IMPORTANT TO NOTE:
 The 420-01 Lounge Chair has a lower seating pitch than the 420-04 Accent Chair. The difference is not obvious in the images.



LOUNGE CHAIR
SKU: 420-01
 OVERALL: W28 D43 H34
 SEAT: W25 D21 H16
 ARM H22



ACCENT CHAIR
SKU: 420-04
 OVERALL: W28 D37 H34
 SEAT: W25 D21 H16
 ARM H24



OTTOMAN
SKU: 420-05
 OVERALL: W25 D25 H14



CHAISE
SKU: 420-40
 OVERALL: W25 D71 H26
 SEAT: W25 D42 H14

FINISH

See pages 218-219 to see all Custom Casual Color Options

PRODUCT INFORMATION

- **SHIPS FROM:** Alabama
- **FRAME:** Weather-resistant, premium powder-coated aluminum, made in USA.
- **FINISH:** Available in all Custom Casual color options
- **FEATURES:** Modern design with bucket sling seats and waterfall edge
- **SEAT DECK:** Sling construction only
- **FABRICS:** Available in all LANE VENTURE sling fabrics

CHAISES

CUSTOM CASUAL ALUMINUM | SLING

CYPRESS

The Cypress collection features clean lines for a sleek, low maintenance poolside seating option. Available in multiple slings and finish choices, this chaise is adjustable and stackable.



**STACKABLE
ADJUSTABLE CHAISE**
SKU: 402-40
OVERALL: W25 D74 H41
SEAT: W23 D45 H15
4 position reclining back. Lays flat.

SEASIDE

Engineered with premium American made aluminum and designed to stack for convenience, our Seaside sling collection is the perfect poolside choice.



**STACKABLE
ADJUSTABLE CHAISE**
SKU: 405-40
OVERALL: W27 D82 H40
SEAT: W23 D46 H14
4 Position reclining back. Lays flat.

BAYSIDE

Soft curves are the key feature of Bayside sling seating. Choose your finish and sling for a custom look that is perfect for your home.



**STACKABLE
ADJUSTABLE CHAISE**
SKU: 406-40
OVERALL: W31 D85 H43
SEAT: W23 D46 H15
ARM H23
4 Position reclining back. Lays flat.

FINISH

See pages
218-219 to see
all Custom Casual
Color Options

PRODUCT INFORMATION

- **SHIPS FROM:** Alabama
- **FRAME:** Weather-resistant, premium powder-coated aluminum, made in USA
- **FINISH:** Available in all Custom Casual color options
- **SEAT DECK:** Sling construction only
- **FABRICS:** Available in all LANE VENTURE sling fabrics

CONTEMPO

CUSTOM CASUAL ALUMINUM | TABLES



ROUND END TABLE
SKU: 455-02
OVERALL: W24 D24 H20
Aluminum top.



ROUND COCKTAIL TABLE
SKU: 455-03
OVERALL: W42 D42 H20
Aluminum top.



CRESCENT END TABLE
SKU: 455-12
OVERALL: W12 D24 H19
Aluminum top.



SQUARE END TABLE
SKU: 455-22
OVERALL: W24 D24 H23
Aluminum top.



ROUND END TABLE
SKU: 455-62
OVERALL: W24 D24 H20
Clear tempered glass top.



ROUND COCKTAIL TABLE
SKU: 455-63
OVERALL: W42 D42 H20
Clear tempered glass.



SQUARE COCKTAIL TABLE
SKU: 455-33
OVERALL: W42 D42 H19
Aluminum top.



RECTANGULAR COCKTAIL TABLE
SKU: 455-23
OVERALL: W48 D25 H19
Aluminum top.



ROUND DINING TABLE
SKU: 455-41
OVERALL: W42 D42 H30
SEATS: 4. Aluminum top.



ROUND DINING TABLE
SKU: 455-42
OVERALL: W42 D42 H30
SEATS: 4. Clear tempered glass.



TEA TABLE
SKU: 455-65
OVERALL: W49 D24 H19
3 Piece. Aluminum top.



MIDDLE TEA TABLE
SKU: 455-65M
OVERALL: W24 D24 H19



SQUARE DINING TABLE
SKU: 455-43
OVERALL: W42 D42 H30
SEATS: 4. 2" umbrella hole.
Aluminum top.



RECTANGULAR DINING TABLE
SKU: 455-84
OVERALL: W84 D42 H30
SEATS: 6-8. 2" umbrella hole.
Aluminum top.



ROUND GAS FIRE PIT
SKU: 455-58
OVERALL: W49 D49 H25
Propane gas fueled 55,000 BTU.
Solid aluminum top. Includes burner cover.
Gas conversion kit included.
455-18 GLASS WINDSCREEN
Available accessory sold separately.

Fire Pits include decorative heat-resistant glass rocks.



CRYSTAL STANDARD



AMBER OPTIONAL



RECTANGULAR GAS FIRE PIT
SKU: 455-59
OVERALL: W50 D32 H24
Propane gas fueled 55,000 BTU.
Solid aluminum top. Includes burner cover.
Gas conversion kit included.
455-19 GLASS WINDSCREEN
Available accessory sold separately.

PRODUCT INFORMATION

- **SHIPS FROM:** Alabama
- **FRAME:** Weather-resistant, premium powder-coated aluminum, Made in USA
- **FINISH:** Available in all Custom Casual color options
- **FEATURES:** Fully-welded and assembled.

FINISH

See pages 218-219 to see all Custom Casual Color Options

LIVINGSTON

CUSTOM CASUAL ALUMINUM | TABLES



SQUARE END TABLE
SKU: 457-24
OVERALL: W24 D24 H25



RECTANGULAR COCKTAIL TABLE
SKU: 457-23
OVERALL: W48 D32 H17



SQUARE COCKTAIL TABLE
SKU: 457-33
OVERALL: W40 D40 H17



SQUARE DINING TABLE
SKU: 457-40
SKU: 457-40U 2" umbrella hole.
OVERALL: W40 D40 H31
SEATS: 4.



RECTANGULAR DINING TABLE
SKU: 457-84
SKU: 457-84U 2" umbrella hole.
OVERALL: W84 D42 H31
SEATS: 6-8.



SQUARE COUNTER DINING TABLE
SKU: 457-39
SKU: 457-39U 2" umbrella hole.
OVERALL: W40 D40 H37
SEATS: 4.



RECTANGULAR COUNTER DINING TABLE
SKU: 457-83
SKU: 457-83U 2" umbrella hole.
OVERALL: W84 D42 H37
SEATS: 6-8.



SQUARE BAR TABLE
SKU: 457-41
SKU: 457-41U 2" umbrella hole.
OVERALL: W40 D40 H43
SEATS: 4.



RECTANGULAR BAR DINING TABLE
SKU: 457-85
SKU: 457-85U 2" umbrella hole.
OVERALL: W84 D42 H43
SEATS: 6-8.

FINISH

See pages
218-219 to see
all Custom Casual
Color Options

PRODUCT INFORMATION

- **SHIPS FROM:** Alabama
- **FRAME:** Weather-resistant, premium powder-coated aluminum, made in USA
- **FINISH:** Available in all Custom Casual color options
- **FEATURES:** Solid aluminum top. Fully-welded and assembled

CRAFTSMAN

CUSTOM CASUAL ALUMINUM | TABLES

Slat aluminum top



ROUND ACCENT TABLE
SKU: 451-04
OVERALL: W19 D19 H19



ROUND END TABLE
SKU: 451-22
OVERALL: W25 D25 H19



ROUND COCKTAIL TABLE
SKU: 451-63
OVERALL: W43 D43 H21



ROUND HIGH DINING BAR TABLE
SKU: 451-43
OVERALL: W43 D43 H42
SEATS: 4. 2" Umbrella hole.



ROUND DINING TABLE
SKU: 451-42
OVERALL: W43 D43 H29
SEATS: 4. 2" Umbrella hole.



ROUND DINING TABLE
SKU: 451-48
OVERALL: W48 D48 H30
SEATS: 4. 2" Umbrella hole.



OVAL DINING TABLE
SKU: 451-84
OVERALL: W84 D42 H30
SEATS: 6. 2" Umbrella hole.

FINISH

See pages
218-219 to see
all Custom Casual
Color Options

PRODUCT INFORMATION

- **SHIPS FROM:** Alabama
- **FRAME:** Weather-resistant, premium powder-coated aluminum, made in USA
- **FINISH:** Available in all Custom Casual color options
- **FEATURES:** Fully-welded and assembled

HORIZON

CUSTOM CASUAL ALUMINUM | TABLES

Solid aluminum top



CRESCENT END TABLE
SKU: 453-62
OVERALL: W25 D12 H19



TEA TABLE
SKU: 453-65
OVERALL: W49 D25 H19
3 Piece.



MIDDLE TEA TABLE
SKU: 453-65M
OVERALL: W25 D25 H19

FINISH

See pages 218-219 to see all Custom Casual Color Options

PRODUCT INFORMATION

- **SHIPS FROM:** Alabama
- **FRAME:** Weather-resistant, premium powder-coated aluminum, made in USA
- **FINISH:** Available in all Custom Casual color options
- **FEATURES:** Fully-welded and assembled

SANTA ROSA

CUSTOM CASUAL ALUMINUM | TABLES

Solid aluminum top with bevel edge. Tapered legs.



SQUARE END TABLE
SKU: 456-22
OVERALL: W23 D23 H20



SQUARE COCKTAIL TABLE
SKU: 456-63
OVERALL: W41 D41 H20



SQUARE DINING TABLE
SKU: 456-42
OVERALL: W41 D41 H30
SEATS: 4. 2" Umbrella hole.

FINISH

See pages 218-219 to see all Custom Casual Color Options

PRODUCT INFORMATION

- **SHIPS FROM:** Alabama
- **FRAME:** Weather-resistant, premium powder-coated aluminum, made in USA
- **FINISH:** Available in all Custom Casual color options
- **FEATURES:** Fully-welded and assembled

NEW

FOLEY *dining*

CUSTOM CASUAL ALUMINUM & LAVA STONE | TABLES



ROUND DINING TABLE
SKU: 458-42
OVERALL: W42 D42 H30
SEATS: 4. *No umbrella hole.*



SQUARE DINING TABLE
SKU: 458-43
OVERALL: W42 D42 H30
SEATS: 4. *No umbrella hole.*



ROUND DINING TABLE
SKU: 458-48
OVERALL: W48 D48 H30
SEATS: 4. *No umbrella hole.*

FOLEY *occasional*

CUSTOM CASUAL ALUMINUM | TABLES



ROUND END TABLE
SKU: 458-02
OVERALL: W24 D24 H22



ROUND COCKTAIL TABLE
SKU: 458-03
OVERALL: W42 D42 H16



ROUND ACCENT TABLE
SKU: 458-18
OVERALL: W18 D18 H20



SQUARE END TABLE
SKU: 458-22
OVERALL: W24 D24 H22



SQUARE COCKTAIL TABLE
SKU: 458-23
OVERALL: W42 D42 H16



RECTANGULAR COCKTAIL TABLE
SKU: 458-30
OVERALL: W48 D30 H16



ROUND COCKTAIL TABLE
SKU: 458-63
OVERALL: W48 D48 H16

FINISH



CHALK
LAVA STONE TOP



SLATE
LAVA STONE TOP

BASE:
See pages
218-219 to see all
Custom Casual Color
Options

PRODUCT INFORMATION

- **SHIPS FROM:** Alabama
- **FRAME:** Mixed Materials. Tops - Hand-crafted from cast natural lava stone.
Base - Weather-resistant, premium powder-coated aluminum, made in USA.
- **FINISH:** Tops - Chalk or Slate lava stone. Bases - Available in all Custom Casual color options.
- **FEATURES:** Lava stone is honed with a matte finish and visible veining that shows the unique character of each piece. Inherent variations in natural color, veining, texture, and surface details are to be expected and embraced. No two pieces will be alike.
- **DELIVERY:** Items will arrive crated and will be heavy. Please be aware that the driver is only required to deliver the crate(s) to delivery address. Where the crate is left is at the discretion of the driver (in the street at the curb, at the end of your driveway, in the parking lot, etc.). It is the responsibility of the recipient to uncrate the item and move it to its final location.

TULUM

LAVA STONE | TABLES



ROUND END TABLE
SKU: 9900-02
OVERALL: W16 D16 H20
Chalk



ROUND END TABLE
SKU: 9900-02
OVERALL: W16 D16 H20
Slate



ROUND COCKTAIL TABLE
SKU: 9900-03
OVERALL: W42 D42 H16
Chalk



ROUND COCKTAIL TABLE
SKU: 9900-03
OVERALL: W42 D42 H16
Slate

FINISH



CHALK



SLATE

PRODUCT INFORMATION

- **SHIPS FROM:** North Carolina
- **FRAME:** Hand-crafted from cast natural lava stone.
- **FINISH:** Chalk or Slate lava stone.
- **FEATURES:** Lava stone is honed with a matte finish and visible veining that shows the unique character of each piece. Inherent variations in natural color, veining, texture, and surface details are to be expected and embraced. No two pieces will be alike.
- **DELIVERY:** Items will arrive crated and will be heavy. Please be aware that the driver is only required to deliver the crate(s) to delivery address. Where the crate is left is at the discretion of the driver (in the street at the curb, at the end of your driveway, in the parking lot, etc.). It is the responsibility of the recipient to uncrate the item and move it to its final location.

HARRISON

OUTDOOR UPHOLSTERY | SLIPCOVER



SOFA
SKU: 810-03
 OVERALL: W78 D38 H36
 SEAT: W72 D21 H21
 ARM H28



ARMLESS CHAIR
SKU: 810-10
 OVERALL: W25 D38 H36
 SEAT: W25 D21 H21



ARMLESS SWIVEL CHAIR
SKU: 810-17
 OVERALL: W25 D38 H36
 SEAT: W25 D21 H21
 Swivel base.



SWIVEL LOUNGE CHAIR
SKU: 810-87
 OVERALL: W31 D36 H36
 SEAT: W23 D21 H21
 ARM H28
 Swivel base.



REMOVABLE SLIPCOVER



BALTIC BIRCH PLYWOOD
 CONSTRUCTION

PRODUCT INFORMATION

- **SHIPS FROM:** North Carolina
- **FRAME:** Each interlocking, engineered frame is built in the USA.
 Constructed from multiple layers of premium outdoor Baltic Birch plywood and sealed in an outdoor finishing material. Stainless steel hardware is used in all construction points.
- **FEATURES:** Removable slipcover with serged edges on all seams. Machine wash and line dry. Cast aluminum legs.
- **SEAT DECK:** Vinyl coated polyester mesh
- **STANDARD CUSHION CORE (Unless otherwise noted):** Fiber coil construction. Fabric casing with drainable mesh bottom.
 Optional fiber-wrapped foam with all fabric casing available.
- **STANDARD CUSHION STYLE:** Box-border, weltless with top-stitch tailoring
 Optional box border with self-welt available
- **FABRICS:** Available in all LANE VENTURE fabrics

ELENA

OUTDOOR UPHOLSTERY | SLIPCOVER



LOUNGE CHAIR
SKU: 825-01
OVERALL: W34 D37 H40
SEAT: W24 D21 H20
ARM H24



SOFA
SKU: 825-03
OVERALL: W81 D37 H40
SEAT: W71 D21 H20
ARM H24



SQUARE COCKTAIL OTTOMAN
SKU: 825-06
OVERALL: W48 D48 H20
CUSHION: Upholstered tight seat.
Standard on casters. Optional leg.



POUF
SKU: 825-09
OVERALL: W17 D17 H20
CUSHION: Upholstered tight seat.



DINING SIDE CHAIR
SKU: 825-40
OVERALL: W20 D24 H34
SEAT: W20 D18 H19
CUSHION: Upholstered tight seat.
Standard on casters. Optional leg.



SWIVEL LOUNGE CHAIR
SKU: 825-87
OVERALL: W34 D37 H40
SEAT: W24 D21 H20
ARM H24
Swivel base.



TUB SWIVEL LOUNGE CHAIR
SKU: 825-97
OVERALL: W33 D37 H35
SEAT: W24 D21 H20
ARM H25
Swivel base.

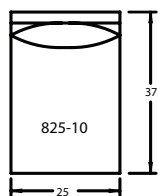
SECTIONAL

CONNECTOR HARDWARE INCLUDED

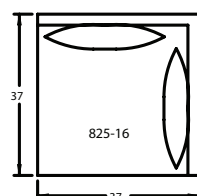
The versatile design allows individual pieces to be arranged into different configurations or used as stand alone items.



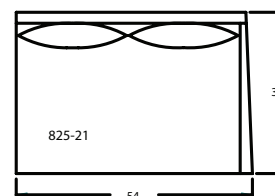
ARMLESS CHAIR
SKU: 825-10
OVERALL: W25 D37 H40
SEAT: W25 D21 H20



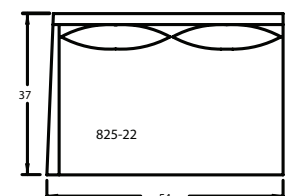
CORNER CHAIR
SKU: 825-16
OVERALL: W37 D37 H40
SEAT: W25 D21 H20



RF ONE ARM LOVESEAT
SKU: 825-21
OVERALL: W54 D37 H40
SEAT: W48 D21 H20
ARM H24



LF ONE ARM LOVESEAT
SKU: 825-22
OVERALL: W54 D37 H40
SEAT: W48 D21 H20
ARM H24



PRODUCT INFORMATION



REMOVABLE SLIPCOVER



BALTIC BIRCH PLYWOOD
CONSTRUCTION

- **SHIPS FROM:** North Carolina
- **FRAME:** Each interlocking, engineered frame is built in the USA.
Constructed from multiple layers of premium outdoor Baltic Birch plywood and sealed in an outdoor finishing material. Stainless steel hardware is used in all construction points.
- **FEATURES:** Removable slipcover with serged edges on all seams. Machine wash and line dry. Cast aluminum legs.
- **SEAT DECK:** Vinyl coated polyester mesh
- **STANDARD CUSHION CORE (Unless otherwise noted):** Fiber coil construction. Fabric casing with drainable mesh bottom.
Optional fiber-wrapped foam with all fabric casing available.
- **STANDARD CUSHION STYLE:** Roll-over cushion tailoring
- **FABRICS:** Available in all LANE VENTURE fabrics

CHARLOTTE

OUTDOOR UPHOLSTERY | TIGHT



DINING SIDE CHAIR
SKU: 892-78
 OVERALL: W23 D30 H42
 SEAT: W19 D18 H21
 CUSHION: Fiber construction.
 Box-border, weltless, top-stitch.



DINING ARM CHAIR
SKU: 892-79
 OVERALL: W25 D30 H42
 SEAT: W21 D18 H21 ARM H25
 CUSHION: Fiber construction.
 Box-border, weltless, top-stitch.



LOVESEAT
SKU: 894-02
 OVERALL: W57 D37 H40
 SEAT: W47 D21 H20
 ARM H24



SOFA
SKU: 894-03
 OVERALL: W81 D37 H40
 SEAT: W71 D21 H20
 ARM H24



OTTOMAN
SKU: 894-05
 OVERALL: W25 D22 H20



DINING SIDE CHAIR
SKU: 894-40
 OVERALL: W20 D24 H34
 SEAT: W20 D18 H19
 Upholstered tight seat.



TUB DINING CHAIR
SKU: 894-45
 OVERALL: W27 D24 H33
 SEAT: W20 D17 H20
 ARM H25
 CUSHION: Fiber construction.



SWIVEL LOUNGE CHAIR
SKU: 894-87
 OVERALL: W34 D37 H40
 SEAT: W24 D21 H20
 ARM H24
 Swivel base.



SWIVEL TUB LOUNGE CHAIR
SKU: 894-97
 OVERALL: W34 D37 H40
 SEAT: W24 D21 H20
 ARM H24
 Swivel base.

SECTIONAL CONNECTOR HARDWARE INCLUDED

The versatile design allows individual pieces to be arranged into different configurations for your occasion. Not all items are intended as stand alone pieces.



ARMLESS CHAIR
SKU: 894-10
 OVERALL: W25 D37 H40
 SEAT: W25 D21 H20



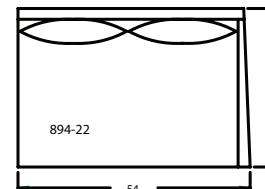
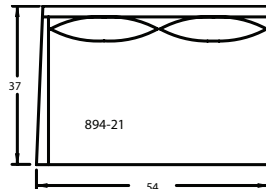
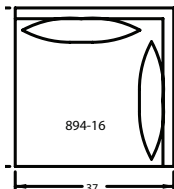
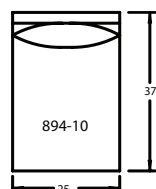
CORNER CHAIR
SKU: 894-16
 OVERALL: W37 D37 H40
 SEAT: W25 D21 H20



LF ONE ARM LOVESEAT
SKU: 894-21
 OVERALL: W54 D37 H40
 SEAT: W48 D21 H20
 ARM H24
 Not a stand-alone item.



RF ONE ARM LOVESEAT
SKU: 894-22
 OVERALL: W54 D37 H40
 SEAT: W48 D21 H20
 ARM H24
 Not a stand-alone item.



PRODUCT INFORMATION



BALTIC BIRCH PLYWOOD
 CONSTRUCTION

- **SHIPS FROM:** North Carolina
- **FRAME:** Each interlocking, engineered frame is built in the USA.
 Constructed from multiple layers of premium outdoor Baltic Birch plywood and sealed in an outdoor finishing material. Stainless steel hardware is used in all construction points.
- **FEATURES:** Tightly upholstered. Loose seat and back cushions where applicable. No slipcovers. Cast aluminum legs.
- **SEAT DECK:** Vinyl coated polyester mesh
- **STANDARD CUSHION CORE (Unless otherwise noted):** Fiber coil construction. Fabric casing with drainable mesh bottom.
 Optional fiber-wrapped foam with all fabric casing available.
- **STANDARD CUSHION STYLE:** Roll-over cushion tailoring
- **FABRICS:** Available in all LANE VENTURE fabrics

COLSON

OUTDOOR UPHOLSTERY | TIGHT



(2) 896-05 OTTOMAN
(2) 896-15 CORNER CHAIR
(2) 896-10 ARMLESS CHAIR



(2) 896-10 ARMLESS CHAIR
(1) 896-05 OTTOMAN
(1) 896-15 CORNER CHAIR



(2) 896-15 CORNER CHAIR
(1) 896-10 ARMLESS CHAIR
(1) 896-05 OTTOMAN



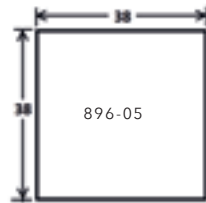
(1) 896-15 CORNER CHAIR
(2) 896-10 ARMLESS CHAIR
(1) 896-05 OTTOMAN

MODULAR CONNECTOR HARDWARE INCLUDED

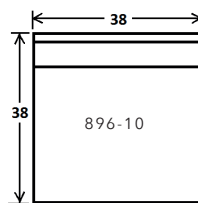
The modular and versatile design allows individual pieces to be arranged into different configurations for your occasion or used as stand alone items.



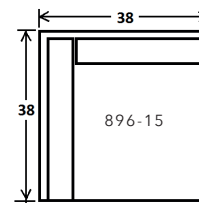
OTTOMAN
SKU: 896-05
OVERALL: W38 D38 H19



ARMLESS CHAIR
SKU: 896-10
OVERALL: W38 D38 H37
SEAT: W38 D24 H20



CORNER CHAIR
SKU: 896-15
OVERALL: W38 D38 H37
SEAT: W24 D24 H20



PRODUCT INFORMATION



BALTIC BIRCH PLYWOOD
CONSTRUCTION



FLANGE DETAIL

- **SHIPS FROM:** North Carolina
- **FRAME:** Each interlocking, engineered frame is built in the USA. Constructed from multiple layers of premium outdoor Baltic Birch plywood and sealed in an outdoor finishing material. Stainless steel hardware is used in all construction points.
- **FEATURES:** Tightly upholstered. Loose seat and back cushions where applicable. No slipcovers. Aluminum legs.
- **SEAT DECK:** Vinyl coated polyester mesh
- **STANDARD CUSHION CORE:** Fiber coil construction. Fabric casing with drainable mesh bottom. Optional fiber-wrapped foam with all fabric casing available.
- **STANDARD CUSHION STYLE:** Center flange
- **FABRICS:** Available in all LANE VENTURE fabrics

FINLEY

OUTDOOR UPHOLSTERY | TIGHT



LOUNGE CHAIR
SKU: 897-01
OVERALL: W31 D38 H34
SEAT: W23 D21 H20
ARM H28



LOVESEAT
SKU: 897-02
OVERALL: W57 D38 H34
SEAT: W51 D21 H20
ARM H28



SOFA
SKU: 897-03
OVERALL: W78 D38 H34
SEAT: W72 D21 H20
ARM H28



OTTOMAN
SKU: 897-05
OVERALL: W25 D22 H19



SWIVEL LOUNGE CHAIR
SKU: 897-87
OVERALL: W31 D36 H34
SEAT: W28 D21 H20
ARM H28
Swivel base.

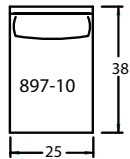
SECTIONAL

CONNECTOR HARDWARE INCLUDED

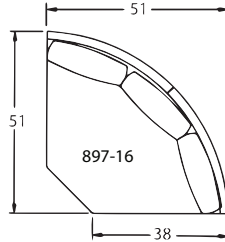
The versatile design allows individual pieces to be arranged into different configurations. Not all items are intended as stand alone pieces.



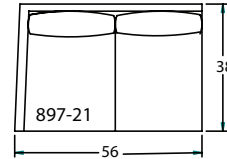
ARMLESS CHAIR
SKU: 897-10
OVERALL: W25 D38 H34
SEAT: W25 D21 H20



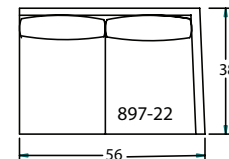
CORNER WEDGE
SKU: 897-16
OVERALL: W72 D41 H34
SEAT: W20 D21 H20



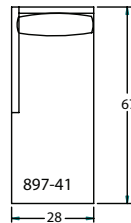
LF ONE ARM LOVESEAT
SKU: 897-21
OVERALL: W56 D38 H34
SEAT: W52 D21 H20
ARM H28



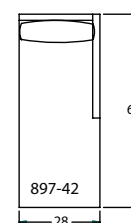
RF ONE ARM LOVESEAT
SKU: 897-22
OVERALL: W56 D38 H34
SEAT: W52 D21 H20
ARM H28



LF ONE ARM CHAISE
SKU: 897-41
OVERALL: W28 D67 H34
SEAT: W28 D50 H20
ARM H28
Can be stand-alone piece.



RF ONE ARM CHAISE
SKU: 897-42
OVERALL: W28 D67 H34
SEAT: W28 D50 H20
ARM H28
Can be stand-alone piece.



FINISH



TEXTURED MOCHA - ALUMINUM LEGS



BALTIC BIRCH PLYWOOD
CONSTRUCTION

PRODUCT INFORMATION

- **SHIPS FROM:** North Carolina
- **FRAME:** Each interlocking, engineered frame is built in the USA.
Constructed from multiple layers of premium outdoor Baltic Birch plywood and sealed in an outdoor finishing material. Stainless steel hardware is used in all construction points.
- **FINISH:** Tapered aluminum legs in Textured Mocha
- **FEATURES:** Tightly upholstered. Loose seat and back cushions where applicable. No slipcovers.
- **SEAT DECK:** Vinyl coated polyester mesh
- **STANDARD CUSHION CORE:** Fiber coil construction. Fabric casing with drainable mesh bottom.
Optional fiber-wrapped foam with all fabric casing available.
- **STANDARD CUSHION STYLE:** Box-border, weltless with top-stitch tailoring
Optional box border with self-welt available.
- **FABRICS:** Available in all LANE VENTURE fabrics

JEFFERSON

OUTDOOR UPHOLSTERY | TIGHT



LOUNGE CHAIR
SKU: 898-01
 OVERALL: W41 D46 H36
 SEAT: W29 D28 H19
 ARM H26



LOVESEAT
SKU: 898-02
 OVERALL: W62 D46 H36
 SEAT: W50 D28 H19
 ARM H26



SOFA
SKU: 898-03
 OVERALL: W88 D46 H36
 SEAT: W75 D28 H19
 ARM H26



OTTOMAN
SKU: 898-05
 OVERALL: W30 D22 H20

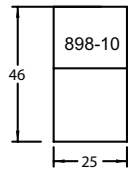
SECTIONAL

CONNECTOR HARDWARE INCLUDED

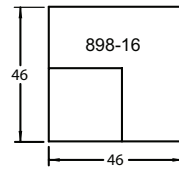
The versatile design allows individual pieces to be arranged into different configurations. Not all items are intended as stand alone pieces.



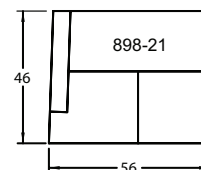
ARMLESS CHAIR
SKU: 898-10
 OVERALL: W25 D46 H36
 SEAT: W25 D28 H19



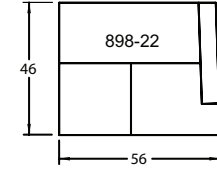
CORNER CHAIR
SKU: 898-16
 OVERALL: W46 D46 H36
 SEAT: W28 D28 H19



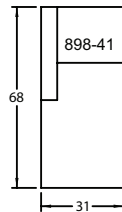
LF ONE ARM LOVESEAT
SKU: 898-21
 OVERALL: W56 D46 H36
 SEAT: W50 D28 H19
 ARM H26



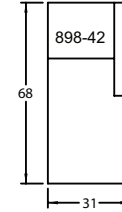
RF ONE ARM LOVESEAT
SKU: 898-22
 OVERALL: W56 D46 H36
 SEAT: W50 D28 H19
 ARM H26



LF ONE ARM CHAISE
SKU: 898-41
 OVERALL: W31 D68 H36
 SEAT: W31 D50 H19
 ARM H26
 Can be stand-alone piece.




RF ONE ARM CHAISE
SKU: 898-42
 OVERALL: W31 D68 H36
 SEAT: W31 D50 H19
 ARM H26
 Can be stand-alone piece.



FINISH



TEXTURED MOCHA - ALUMINUM LEGS



BALTIC BIRCH PLYWOOD CONSTRUCTION

PRODUCT INFORMATION

- **SHIPS FROM:** North Carolina
- **FRAME:** Each interlocking, engineered frame is built in the USA. Constructed from multiple layers of premium outdoor Baltic Birch plywood and sealed in an outdoor finishing material. Stainless steel hardware is used in all construction points.
- **FINISH:** Tapered aluminum legs in Textured Mocha
- **FEATURES:** Track arm, "T" seat cushion. Tightly upholstered design with loose seat and back cushions. No slipcovers.
- **SEAT DECK:** Vinyl coated polyester mesh
- **STANDARD CUSHION CORE:** Fiber coil construction. Fabric casing with drainable mesh bottom. Optional fiber-wrapped foam with all fabric casing available.
- **STANDARD CUSHION STYLE:** Center flange
- **FABRICS:** Available in all LANE VENTURE fabrics

DINING

OUTDOOR UPHOLSTERY | TIGHT

No slipcovers.



**CHARLOTTE
DINING SIDE CHAIR**
SKU: 892-78
OVERALL: W23 D30 H42
SEAT: W19 D18 H21
CUSHION: Fiber construction.
Box-border, weltless, top-stitch.



**CHARLOTTE
DINING ARM CHAIR**
SKU: 892-79
OVERALL: W25 D30 H42
SEAT: W21 D18 H21
ARM H25
CUSHION: Fiber construction.
Box-border, weltless, top-stitch.



**CHARLOTTE
DINING SIDE CHAIR**
SKU: 894-40
OVERALL: W20 D24 H34
SEAT: W20 D18 H19
CUSHION: Upholstered tight seat.



**CHARLOTTE
TUB DINING CHAIR**
SKU: 894-45
OVERALL: W27 D24 H33
SEAT: W20 D17 H20
ARM H25
CUSHION: Fiber construction.
Rollover cushion.

DINING

OUTDOOR UPHOLSTERY | SLIPCOVERS

Removable slipcover. Machine wash and line dry. Standard on casters with optional legs.



**MEGHAN
DINING CHAIR**
SKU: 820-78
OVERALL: W23 D30 H43
SEAT: W19 D18 H21
ARM H20
CUSHION: Fiber construction.
Box-border, weltless, top-stitch.



**ELENA
DINING SIDE CHAIR**
SKU: 825-40
OVERALL: W20 D24 H34
SEAT: W20 D18 H19
CUSHION: Upholstered tight seat.
Standard casters with optional legs.



**BENNETT
DINING SIDE CHAIR**
SKU: 837-78
OVERALL: W23 D30 H42
SEAT: W19 D18 H21
CUSHION: Fiber construction.
Standard casters with optional legs.



**BENNETT
DINING ARM CHAIR**
SKU: 837-79
OVERALL: W25 D30 H42
SEAT: W21 D18 H21
ARM H25
CUSHION: Fiber construction.
Standard casters with optional legs.

PRODUCT INFORMATION



**BALTIC BIRCH PLYWOOD
CONSTRUCTION**

- **SHIPS FROM:** North Carolina
- **FRAME:** Each interlocking, engineered frame is built in the USA.
Constructed from multiple layers of premium outdoor Baltic Birch plywood and sealed in an outdoor finishing material. Stainless steel hardware is used in all construction points.
- **SEAT DECK:** Vinyl coated polyester mesh
- **FABRICS:** Available in all LANE VENTURE fabrics

AVILA

TEAK | PRE-FINISHED



LOUNGE CHAIR
SKU: 370-01
OVERALL: W32 D30 H36
SEAT: W24 D18 H17
ARM H26

LOUNGE CHAIR
SKU: 370-01
Back view

SOFA
SKU: 370-03
OVERALL: W80 D30 H36
SEAT: W72 D18 H17
ARM H26


OTTOMAN
SKU: 370-05
OVERALL: W24 D24 H17

DINING ARM CHAIR
SKU: 370-79
OVERALL: W27 D24 H27
SEAT: W20 D22 H20
ARM H27
CUSHION: Fiber construction.
Suggested 20" decorative pillow for added support. Not included.



9370-22
SQUARE END TABLE
OVERALL: W20 D20 H20
Ships KD. Assembly required.

9370-23
RECTANGULAR COCKTAIL TABLE
OVERALL: W48 D30 H11
Ships KD. Assembly required.



SQUARE DINING TABLE
SKU: 9370-44
OVERALL: W44 D44 H30
SEATS: 4. 2" Umbrella hole.
Ships KD. Assembly required.

RECTANGULAR DINING TABLE
SKU: 9370-88
OVERALL: W88 D44 H30
SEATS: 6-8. 2" Umbrella hole.
Ships KD. Assembly required.

FINISH PRODUCT INFORMATION



PALOMA

- **SHIPS FROM:** North Carolina
- **FRAME:** Hand-crafted from only the finest grade of slow-growing, reforested natural teak.
- **FINISH:** Paloma, as shown. **Multi-step hand-applied** oil based outdoor finish that emulates a weathered teak look. Natural teak is wire brushed to enhance the natural wood grain prior to hand application of the outdoor paint finish. Subtle fading in color and wear of the finish in high contact areas will occur over time. The solid teak below the finish ages over time and will blend with the finish for a consistent look. Teak will gain a silvery patina as exposed to the elements.
- **FEATURES:** Simple clean, modern lines through its design. Faceted arms and subtle radius edges highlight and define the soft curves of the frame. KD (Knocked Down) items ship disassembled to save space and will require assembly.
- **SEAT DECK:** PVC strap
- **STANDARD CUSHION CORE (Unless otherwise noted):** Fiber coil construction. Fabric casing with drainable mesh bottom. Optional fiber-wrapped foam with all fabric casing available.
- **STANDARD CUSHION STYLE:** Box-border, weltless with top-stitch tailoring. Optional box border with self-welt available.
- **FABRICS:** Available in all LANE VENTURE fabrics

EDGEWOOD

TEAK | NATURAL TEAK & WOVEN



LOUNGE CHAIR
SKU: 371-01
OVERALL: W29 D34 H35
SEAT: W25 D20 H20
ARM H22



LOVESEAT
SKU: 371-02
OVERALL: W54 D34 H35
SEAT: W50 D20 H20
ARM H22



SOFA
SKU: 371-03
OVERALL: W80 D34 H35
SEAT: W75 D20 H20
ARM H22



OTTOMAN
SKU: 371-05
OVERALL: W27 D23 H18



ADJUSTABLE CHAISE
SKU: 371-40
OVERALL: W30 D79 H42
SEAT: W26 D44 H17
ARM H22
CUSHION: Fiber construction.
Cylinder mechanism with 2 positions
& no set stopping points. Lays flat.



SWIVEL ROCKER LOUNGE CHAIR
SKU: 371-73
OVERALL: W29 D34 H35
SEAT: W25 D20 H20
ARM H22
Swivel rocker base.



DINING SIDE CHAIR
SKU: 371-78
OVERALL: W24 D27 H37
SEAT: W21 D19 H21
ARM H21
CUSHION: Fiber construction.



DINING ARM CHAIR
SKU: 371-79
OVERALL: W24 D27 H37
SEAT: W21 D19 H21
ARM H26
CUSHION: Fiber construction.



ROUND ACCENT TABLE
SKU: 9371-04
OVERALL: W18 D18 H21
Ships KD. Assembly required.



RECTANGULAR END TABLE
SKU: 9371-22
OVERALL: W24 D26 H21
Ships KD. Assembly required.



RECTANGULAR COCKTAIL TABLE
SKU: 9371-23
OVERALL: W43 D22 H17
Ships KD. Assembly required.



ROUND DINING TABLE
SKU: 9371-62
OVERALL: W63 D63 H30
SEATS: 6. 1.875" Umbrella hole.
Built-in umbrella stand.
Ships KD. Assembly required.



RECTANGULAR EXTENSION DINING TABLE
SKU: 9371-90
OVERALL: W89 D41 H30, SEATS: 6-8
MAX EXTENDED: W114 D41 H30, SEATS: 8-10
Two hideaway leaves with self-storing
butterfly mechanism. 1.875" Umbrella hole.
Ships KD. Assembly required.



FINISH



PEBBLESTONE



NATURAL TEAK

PRODUCT INFORMATION

- **SHIPS FROM:** North Carolina
- **FRAME:** Hand-crafted from only the finest grade of slow-growing, reforested natural teak. Seating features hand-woven synthetic wicker components.
- **FINISH:** Woven wicker components in Pebblestone, a soft golden silvery finish. Frame in natural teak. Teak will gain a silvery patina as exposed to the elements.
- **FEATURES:** Transitional design. Gently sloped teak arm. "Finger joint" frame work. Tables have slat style table tops.
- **SEAT DECK:** PVC strap
- **STANDARD CUSHION CORE (Unless otherwise noted):** Fiber coil construction. Fabric casing with drainable mesh bottom. Optional fiber-wrapped foam with all fabric casing available.
- **STANDARD CUSHION STYLE:** Box-border, weltless with top-stitch tailoring. Optional box border with self-welt available
- **FABRICS:** Available in all LANE VENTURE fabrics

CARLSBAD

TEAK | NATURAL



LOUNGE CHAIR
SKU: 389-01
OVERALL: W35 D31 H38
SEAT: W25 D20 H18
ARM H24



LOUNGE CHAIR
SKU: 389-01
Back view



SOFA
SKU: 389-03
OVERALL: W81 D31 H38
SEAT: W75 D20 H18
ARM H24



OTTOMAN
SKU: 389-05
OVERALL: W25 D25 H17

FINISH



NATURAL TEAK

PRODUCT INFORMATION

- **SHIPS FROM:** North Carolina
- **FRAME:** Hand-crafted from only the finest grade of slow-growing, reforested natural teak
- **FINISH:** Natural teak. Teak will gain a silvery patina as exposed to the elements.
- **FEATURES:** Streamlined and architecturally-inspired design. Wide horizontal slat back design.
- **SEAT DECK:** Sling
- **STANDARD CUSHION CORE (Unless otherwise noted):** Fiber coil construction. Fabric casing with drainable mesh bottom. Optional fiber-wrapped foam with all fabric casing available.
- **STANDARD CUSHION STYLE:** Box-border, weltless with top-stitch tailoring. Optional box border with self-welt available
- **FABRICS:** Available in all LANE VENTURE fabrics

LA JOLLA

TEAK | NATURAL



SQUARE END TABLE
SKU: 9388-22
OVERALL: W23 D23 H20
Ships KD. Assembly required.



RECTANGULAR COCKTAIL TABLE
SKU: 9388-23
OVERALL: W50 D32 H13
Ships KD. Assembly required.



RECTANGULAR EXTENSION DINING TABLE
SKU: 9388-84
CLOSED: W84 D42 H30
SEATS: 6-8.
Two 18" leaves with built-in self storage
2" Umbrella hole



FULLY EXTENDED: W122 D42 H30
SEATS: 8-12 depending on dining chair selections.
Two 18" leaves with built-in self storage
2" Umbrella hole



FINISH



NATURAL TEAK

PRODUCT INFORMATION

- **SHIPS FROM:** North Carolina
 - **FRAME:** Hand-crafted from only the finest grade of slow-growing, reforested natural teak
 - **FINISH:** Natural teak. Teak will gain a silvery patina as exposed to the elements.
 - **FEATURES:** Architecturally-inspired design. Tapered legs. Slat style tops.
- KD (Knocked Down) items ship disassembled to save space and will require assembly

MORAY BAY

WOVEN



LOUNGE CHAIR
SKU: 504-01
OVERALL: W34 D36 H36
SEAT: W24 D22 H20
ARM H23



SOFA
SKU: 504-03
OVERALL: W84 D36 H36
SEAT: W75 D22 H20
ARM H23



OTTOMAN
SKU: 504-05
OVERALL: W24 D22 H20
Oyster finish only.



SWIVEL GLIDER LOUNGE CHAIR
SKU: 504-86
OVERALL: W34 D39 H40
SEAT: W24 D22 H20
ARM H23
Swivel glider base.
Oyster finish only



SWIVEL DINING ARM CHAIR
SKU: 504-46
OVERALL: W29 D29 H40
SEAT: W21 D20 H20
ARM H25
CUSHION: Fiber construction.
Swivel tilt base.



DINING ARM CHAIR
SKU: 504-79
OVERALL: W29 D29 H39
SEAT: W21 D20 H20
ARM H25
CUSHION: Fiber construction.



RECTANGULAR END TABLE
SKU: 9504-22
OVERALL: W18 D24 H21



RECTANGULAR COCKTAIL TABLE
SKU: 9504-23
OVERALL: W48 D24 H18
Tapestry Brown only

FINISH



TAPESTRY BROWN



OYSTER

PRODUCT INFORMATION

- **SHIPS FROM:** North Carolina
- **FRAME:** Weather-resistant, high UV polyethylene synthetic fiber, hand-woven over premium aluminum frame.
- **FINISH:** Choice of Tapestry Brown or Oyster
- **FEATURES:** Timeless classic woven design. Tables feature woven tops with inset tempered glass.
- **SEAT DECK:** PVC strap
- **STANDARD CUSHION CORE (Unless otherwise noted):** Fiber coil construction. Fabric casing with drainable mesh bottom. Optional fiber-wrapped foam with all fabric casing available.
- **STANDARD CUSHION STYLE:** Box-border, weltless with top-stitch tailoring. Optional box border with self-welt available
- **FABRICS:** Available in all LANE VENTURE fabrics

REQUISITE

WOVEN



LOUNGE CHAIR
SKU: 529-01
OVERALL: W34 D37 H37
SEAT: W24 D21 H21
ARM H25



LOVESEAT
SKU: 529-02
OVERALL: W59 D37 H37
SEAT: W50 D21 H21
ARM H25



SOFA
SKU: 529-03
OVERALL: W84 D37 H37
SEAT: W75 D21 H21
ARM H25



OTTOMAN
SKU: 529-05
OVERALL: W32 D27 H21



SWIVEL GLIDER LOUNGE CHAIR
SKU: 529-86
OVERALL: W34 D37 H37
SEAT: W24 D21 H21
ARM H25
Swivel glider base.



ADJUSTABLE CHAISE
SKU: 529-40
OVERALL: W33 D80 H39
SEAT: W23 D48 H17
CUSHION: Fiber construction.
Five position reclining back.
Lays flat.



DINING ARM CHAIR
SKU: 529-79
OVERALL: W26 D27 H37
SEAT: W19 D20 H20
ARM H25
CUSHION: Fiber construction.



SQUARE ACCENT TABLE
SKU: 9529-04
OVERALL: W19 D19 H19



SQUARE END TABLE
SKU: 9529-22
OVERALL: W24 D24 H24



RECTANGULAR COCKTAIL TABLE
SKU: 9529-23
OVERALL: W42 D25 H19

SECTIONAL

CONNECTOR HARDWARE INCLUDED

The versatile design allows individual pieces to be arranged into different configurations. Not intended as stand alone items.



ARMLESS CHAIR
SKU: 529-10
OVERALL: W27 D37 H37
SEAT: W27 D21 H21



ARMLESS LOVESEAT
SKU: 529-20
OVERALL: W52 D37 H37
SEAT: W52 D21 H21



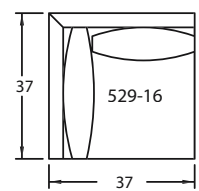
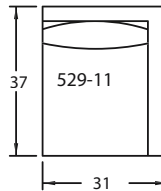
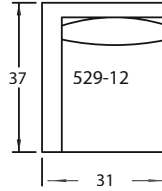
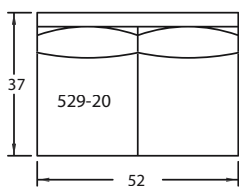
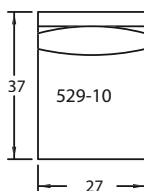
LF ONE ARM CHAIR
SKU: 529-12
OVERALL: W31 D37 H37
SEAT: W25 D21 H21
ARM H25



RF ONE ARM CHAIR
SKU: 529-11
OVERALL: W31 D37 H37
SEAT: W25 D21 H21
ARM H25



CORNER CHAIR
SKU: 529-16
OVERALL: W37 D37 H37
SEAT: W21 D21 H21



FINISH



MACCHIATO



BONE

PRODUCT INFORMATION

- **SHIPS FROM:** North Carolina
- **FRAME:** Weather-resistant, high UV polyethylene synthetic fiber, hand-woven over premium aluminum frame
- **FINISH:** Choice of Bone or Macchiato
- **FEATURES:** Seating - transitional design with a basket-weave pattern and gently sloped arm.
Tables - Occasional tables have a woven base and top with inset tempered glass
- **SEAT DECK:** PVC strap
- **STANDARD CUSHION CORE (Unless otherwise noted):** Fiber coil construction. Fabric casing with drainable mesh bottom.
Optional fiber-wrapped foam with all fabric casing available.
- **STANDARD CUSHION STYLE:** Box-border, weltless with top-stitch tailoring
Optional box border with self-welt available
- **FABRICS:** Available in all LANE VENTURE fabrics

NEW LENOX HILL
WOVEN



LOUNGE CHAIR
SKU: 532-01
OVERALL: W32 D31 H36
SEAT: W25 D21 H21
ARM H27



LOUNGE CHAIR
SKU: 532-01
Back view



SOFA
SKU: 532-03B **BENCH CUSHION**
SKU: 532-03 **2/2 CUSHION**
OVERALL: W81 D31 H36
SEAT: W77 D21 H21
ARM H27



OTTOMAN
SKU: 532-05
OVERALL: W26 D26 H20



SWIVEL ROCKER LOUNGE CHAIR
SKU: 532-73
OVERALL: W32 D31 H36
SEAT: W25 D21 H21
ARM H27
Swivel rocker base.



SWIVEL ROCKER CHAIR
SKU: 532-73
Back view





DINING CHAIR
SKU: 532-79
OVERALL: W24 D28 H29
SEAT: W20 D20 H22
ARM H26
CUSHION: Fiber construction.



OPTIONAL BACK PILLOW
SKU: 532-99
OVERALL: W18 D4 H16
Fits 532-79 Dining Chair

Occasional and dining tables are all aluminum pre-finished with a heat transfer technique that creates a wood grain effect.



END TABLE
SKU: 9532-22
OVERALL: W20 D20 H20



COCKTAIL TABLE
SKU: 9532-23
OVERALL: W48 D30 H12



SQUARE DINING TABLE
SKU: 9532-44
OVERALL: W44 D44 H30
SEATS: 4. Umbrella hole.



RECTANGULAR DINING TABLE
SKU: 9532-88
OVERALL: W88 D44 H30
SEATS: 6-8. Umbrella hole.

FINISH



QUARRY GREY WOVEN



QUARRY GREY ALUMINUM

PRODUCT INFORMATION

- **SHIPS FROM:** North Carolina
- **FRAME:** Hand-woven wicker over weather-resistant, premium powder-coated aluminum.
- **FINISH:** Quarry Grey
- **FEATURES:** Seating - Barrel back and radius edges highlight and define the soft curves of the frame.
Tables - Premium aluminum frame pre-finished with a heat transfer technique that creates a wood grain effect.
- **SEAT DECK:** PVC strap
- **STANDARD CUSHION CORE (Unless otherwise noted):** Fiber coil construction. Fabric casing with drainable mesh bottom. Optional fiber-wrapped foam with all fabric casing available.
- **STANDARD CUSHION STYLE:** Box-border seat, weltless with top-stitch tailoring. Knife-edge back pillows. Optional box-border seat with self-welt available.
- **FABRICS:** Available in all LANE VENTURE fabrics

OASIS

WOVEN



LOUNGE CHAIR
SKU: 536-01
 OVERALL: W35 D39 H38
 SEAT: W25 D22 H21
 ARM H25



LOVESEAT
SKU: 536-02
 W60 D38 H38
 SEAT: W50 D22 H21
 ARM H25
Available in Ash only



SOFA
SKU: 536-03
 OVERALL: W85 D38 H38
 SEAT: W75 D22 H21
 ARM H25



OTTOMAN
SKU: 536-05
 OVERALL: W25 D25 H20



ADJUSTABLE CHAISE
SKU: 536-40
 OVERALL: W33 D81 H41
 SEAT: W23 D48 H17
 CUSHION: Fiber construction.
 Six position reclining back. Lays flat.



DINING ARM CHAIR
SKU: 536-79
 OVERALL: W24 D24 H33
 SEAT: W20 D21 H20
 ARM H24
 SEAT DECK: Woven
 CUSHION: Fiber construction.



SWIVEL GLIDER LOUNGE CHAIR
SKU: 536-86
 OVERALL: W35 D39 H38
 SEAT: W26 D22 H21
 ARM H25
 Swivel glider base.

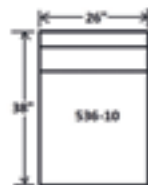
SECTIONAL

CONNECTOR HARDWARE INCLUDED

The versatile design allows individual pieces to be arranged into different configurations. Not intended as stand alone items.



ARMLESS CHAIR
SKU: 536-10
 OVERALL: W26 D38 H38
 SEAT: W26 D22 H21



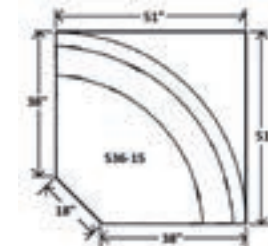
LF ONE ARM CHAIR
SKU: 536-11
 OVERALL: W31 D38 H38
 SEAT: W26 D22 H21
 ARM H25



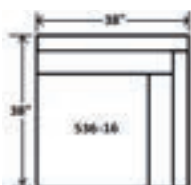
RF ONE ARM CHAIR
SKU: 536-12
 OVERALL: W31 D38 H38
 SEAT: W26 D22 H21
 ARM H25



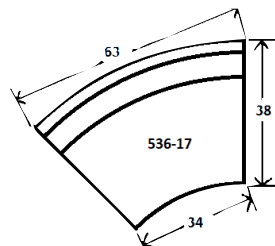
CORNER WEDGE
SKU: 536-15
 OVERALL: W71 D63 H38
 SEAT: W22 D22 H21



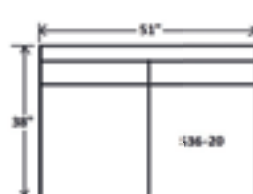
CORNER CHAIR
SKU: 536-16
 OVERALL: W38 D38 H38
 SEAT: W22 D22 H21



CURVED ARMLESS LOVESEAT
SKU: 536-17
 OVERALL: W62 D41 H38
 SEAT: W34 D22 H21



ARMLESS LOVESEAT
SKU: 536-20
 OVERALL: W51 D38 H38
 SEAT: W51 D22 H21



OASIS

WOVEN



ROUND END TABLE
SKU: 9536-22
 OVERALL: W24 D24 H23
Available in Ash only



ROUND DINING TABLE
SKU: 9536-48
 OVERALL: W48 D48 H30
 SEATS: 4. 2" Umbrella hole.
 Ships KD. Assembly required.
Available in Ash only



RECTANGULAR DINING TABLE
SKU: 9536-84
 OVERALL: W84 D44 H30
 SEATS: 6. 2" Umbrella hole.
 Ships KD. Assembly required.
Available in Ash only



ROUND GAS FIRE PIT
SKU: 19536-42
 OVERALL: W42 D42 H25
Available in Ash only
 Propane gas fueled, 60,000 BTU
 Slide out drawer for propane tank.
 Propane not included. Burner cover.

Available Accessories - sold separately

- 19536-27 ROUND GLASS SCREEN SHIELD
- 19536-28 NATURAL GAS CONVERSION KIT

Fire Pits include decorative heat-resistant glass rocks. Must select color.



CRYSTAL AMBER MIXED


REPLACEMENT GLASS ROCKS

- 19036-00 AMBER
- 19037-00 CRYSTAL
- 19038-00 MIXED AMBER & CRYSTAL

Occasional and dining tables are available only in one finish, Ash.

Aluminum table tops feature a powder-coated faux travertine finish.

FINISH



ASH



BARLEY



FAUX TRAVERTINE

PRODUCT INFORMATION

- **SHIPS FROM:** North Carolina
- **FRAME:** Weather-resistant, high UV polyethylene synthetic fiber, hand-woven over premium aluminum frame.
- **FINISH:** Seating is available in Ash or Barley (unless noted). Tables and Fire Pits are available in Ash only.
- **FEATURES:** Seating - Transitional design with a basket-weave pattern and gently sloped arm.
 Tables - Aluminum tops in a powder-coated faux travertine finish
 KD (knocked down) items ship disassembled to save space and will require assembly after delivery
- **SEAT DECK:** PVC strap
- **STANDARD CUSHION CORE (Unless otherwise noted):** Fiber coil construction. Fabric casing with drainable mesh bottom.
 Optional fiber-wrapped foam with all fabric casing available.
- **STANDARD CUSHION STYLE:** Box-border, weltless with top-stitch tailoring
 Optional box border with self-welt available
- **FABRICS:** Available in all LANE VENTURE fabrics

CAMPBELL

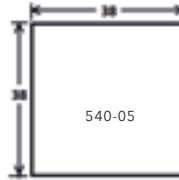
WOVEN



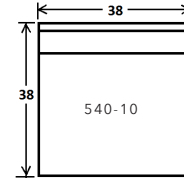
SWIVEL LOUNGE CHAIR
SKU: 540-75
 OVERALL: W40 D38 H36
 SEAT: W28 D24 H20
 ARM H24
 Swivel base.



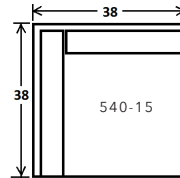
OTTOMAN
SKU: 540-05
 OVERALL: W38 D38 H20



ARMLESS CHAIR
SKU: 540-10
 OVERALL: W38 38 D38
 SEAT: W38 D23 H20



CORNER CHAIR
SKU: 540-15
 OVERALL: W38 D38 H38
 SEAT: W23 D23 H20



MODULAR PIECES

CONNECTOR HARDWARE INCLUDED

The modular and versatile design allows individual pieces to be stand alone or arranged with each other into different configurations for your occasion.

FINISH



BARLEY



QUARRY GREY

PRODUCT INFORMATION

- **SHIPS FROM:** North Carolina
- **FRAME:** Weather-resistant, high UV polyethylene synthetic fiber, hand-woven over premium aluminum frame
- **FINISH:** Barley or Quarry Grey
- **FEATURES:** Clean lines, modern modularity with deep seating comfort. Connector hardware included
- **SEAT DECK:** PVC strap
- **STANDARD CUSHION CORE:** Fiber coil construction. Fabric casing with drainable mesh bottom. Optional fiber-wrapped foam with all fabric casing available.
- **STANDARD CUSHION STYLE:** Box-border, weltless with top-stitch tailoring. Optional box border with self-welt available
- **FABRICS:** Available in all LANE VENTURE fabrics

COCOON

WOVEN



HIGH BACK SWIVEL LOUNGE CHAIR
SKU: 549-75
 OVERALL: W40 D38 H45
 SEAT: W21 D22 H20
 ARM H25
 Swivel rocker base.



OTTOMAN
SKU: 549-05
 OVERALL: W21 D17 H20

FINISH



ALDER

PRODUCT INFORMATION

- **SHIPS FROM:** North Carolina
- **FRAME:** Weather-resistant, high UV polyethylene synthetic fiber, hand-woven over premium aluminum frame
- **FINISH:** Alder
- **FEATURES:** Contoured, sculptural lines inspired by popular mid-century designs. Tufted back and inside arm. Powder-coated aluminum base.
- **SEAT DECK:** PVC strap
- **STANDARD CUSHION CORE:** Fiber coil construction. Fabric casing with drainable mesh bottom. Optional fiber-wrapped foam with all fabric casing available
- **STANDARD CUSHION STYLE:** Box-border, weltless with top-stitch tailoring. Optional box border with self-welt available
- **FABRICS:** Available in all LANE VENTURE fabrics

MYSTIC HARBOR

WOVEN



LOUNGE CHAIR
SKU: 558-01
OVERALL: W31 D36 H39
SEAT: W25 D21 H20
ARM H23



LOVESEAT
SKU: 558-02
OVERALL: W56 D36 H39
SEAT: W50 D21 H20
ARM H23



SOFA
SKU: 558-03
OVERALL: W81 D36 H39
SEAT: W74 D21 H20
ARM H23



SWIVEL GLIDER LOUNGE CHAIR
SKU: 558-86
OVERALL: W31 D36 H39
SEAT: W25 D21 H20
ARM H23
Swivel glider base.



ADJUSTABLE CHAISE
SKU: 558-40
OVERALL: W33 D86 H44
SEAT: W33 D55 H19
CUSHION: Fiber construction.
Five-position reclining back.
Two leg support positions. Lays flat.



SWIVEL DINING ARM CHAIR
SKU: 558-46
OVERALL: W26 D28 H39
SEAT: W20 D20 H19
ARM H25
CUSHION: Fiber construction.
Swivel tilt base.



DINING ARM CHAIR
SKU: 558-79
OVERALL: W26 D28 H39
SEAT: W20 D20 H19
ARM H25
CUSHION: Fiber construction.



ROUND ACCENT TABLE
SKU: 9558-04
OVERALL: W20 D20 H19
Ships KD. Assembly required.



SQUARE END TABLE
SKU: 9558-22
OVERALL: W24 D24 H22
Ships KD. Assembly required.



RECTANGULAR COCKTAIL TABLE
SKU: 9558-23
OVERALL: W48 D24 H19
Ships KD. Assembly required.




ROUND DINING TABLE
SKU: 9558-48
OVERALL: W48 D48 H30
SEATS: 4. 1.75" Umbrella hole.
Built-in umbrella base.
Ships KD. Assembly required.



RECTANGULAR DINING TABLE
SKU: 9558-84
OVERALL: W84 D44 H30
SEATS: 6-8. 1.75" Umbrella hole.
Ships KD. Assembly required.

Occasional and dining tables are all aluminum pre-finished with a heat transfer technique that creates a wood grain effect.

FINISH PRODUCT INFORMATION



FRENCH GREY - WOVEN



FRENCH GREY - ALUMINUM

- **SHIPS FROM:** North Carolina
- **FRAME:** Seating - Weather-resistant, high UV polyethylene synthetic fiber, hand-woven over premium aluminum frame.
Tables - Premium aluminum frame pre-finished with a heat transfer technique that creates a wood grain effect.
KD (knocked down) items ship disassembled to save space and will require assembly after delivery.
- **FINISH:** French Grey
- **FEATURES:** Seating pieces feature a classic woven design with plush seating comfort.
Tables feature aluminum frames with a craftsman design and aged wood effect.
- **SEAT DECK:** PVC strap.
- **STANDARD CUSHION CORE (Unless otherwise noted):** Fiber coil construction. Fabric casing with drainable mesh bottom.
Optional fiber-wrapped foam with all fabric casing available.
- **STANDARD CUSHION STYLE:** Box-border, weltless with top-stitch tailoring
Optional box border with self-welt available.
- **FABRICS:** Available in all LANE VENTURE fabrics.

SOUTH HAMPTON

WOVEN



LOUNGE CHAIR
SKU: 790-01
OVERALL: W35 D38 H35
SEAT: W25 D22 H20
ARM H26
High back cushion option



LOVESEAT
SKU: 790-02
OVERALL: W60 D38 H35
SEAT: W50 D22 H20
ARM H26
High back cushion option



SOFA
SKU: 790-03
OVERALL: W84 D38 H35
SEAT: W74 D22 H20
ARM H26
High back cushion option



OTTOMAN
SKU: 790-05
OVERALL: W28 D24 H19



ROUND CHAISE
SKU: 790-59
OVERALL: W61 D61 H37
SEAT: W52 D36 H21
ARM H26
Includes: (2) 24" x 24" back pillows.
(2) 17" x 17" pillows.
(1) 8" x 18" bolster pillow.
Seat standard with center welt.



ADJUSTABLE CHAISE
SKU: 790-40
OVERALL: W32 D84 H45
SEAT: W32 D46 H18
CUSHION: Fiber construction.
Five-position reclining back.
Two leg support positions. Lays flat.



DINING CHAIR
SKU: 790-45
OVERALL: W26 D28 H40
SEAT: W19 D19 H20
ARM H25
CUSHION: Fiber construction.



SWIVEL DINING CHAIR
SKU: 790-46
OVERALL: W26 D28 H40
SEAT: W19 D19 H20
ARM H25
CUSHION: Fiber construction.
Swivel tilt base.



STACKABLE DINING CHAIR
SKU: 790-79
OVERALL: W24 D27 H37
SEAT: W19 D19 H18
ARM H25



SWIVEL GLIDER LOUNGE CHAIR
SKU: 790-86
OVERALL: W35 D38 H35
SEAT: W25 D22 H20
ARM H26
Swivel glider base.
High back cushion option



DOUBLE GLIDER
SKU: 790-94
OVERALL: W60 D38 H35
SEAT: W50 D22 H20
ARM H26
Glider base.
High back cushion option

SECTIONAL

CONNECTOR HARDWARE INCLUDED

The versatile design allows individual pieces to be arranged with each other into different configurations for your occasion. Not intended as stand alone items.



ARMLESS CHAIR
SKU: 790-10
OVERALL: W26 D39 H35
SEAT: W25 D22 H20
High back cushion option



CORNER CHAIR
SKU: 790-15
OVERALL: W39 D39 H35
SEAT: W20 D22 H20
High back cushion option



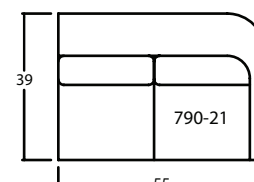
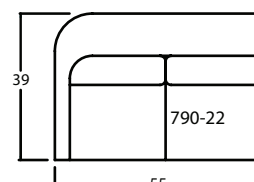
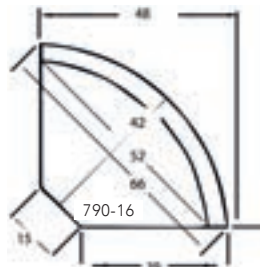
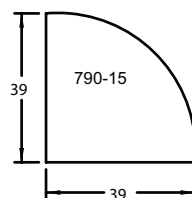
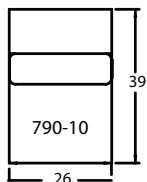
CORNER WEDGE
SKU: 790-16
OVERALL: W66 D42 H35
SEAT: W15 D22 H20
High back cushion option



LF ONE ARM LOVESEAT
SKU: 790-22
OVERALL: W55 D39 H35
SEAT: W50 D22 H20
ARM H26
High back cushion option



RF ONE ARM LOVESEAT
SKU: 790-21
OVERALL: W55 D39 H35
SEAT: W50 D22 H20
ARM H26
High back cushion option



SOUTH HAMPTON

WOVEN



ROUND ACCENT TABLE
SKU: 9790-04
OVERALL: W18 D18 H19



ROUND PEDESTAL END TABLE
SKU: 9790-22
OVERALL: W24 D24 H24



OVAL COCKTAIL TABLE
SKU: 9790-26
OVERALL: W48 D31 H19



ROUND PEDESTAL DINING TABLE
SKU: 9790-50
OVERALL: W48 D48 H30
SEATS: 4. 1.625" Umbrella hole.
Built-in umbrella stand.



DOUBLE PEDESTAL DINING TABLE
SKU: 9790-95
OVERALL: W96 D46 H30
SEATS: 8. 1.625" Umbrella hole.
Built-in umbrella stand.
Ships KD. Assembly required.



ROUND GAS FIRE PIT
SKU: 19790-42 W42 D42 H24
Propane gas fueled, 60,000 BTU
Slide out drawer for propane tank.
Gas tank not included. Burner cover.


Available Accessories - sold separately
19050-00 ROUND GLASS WINDSCREEN SHIELD
19040-00 NATURAL GAS CONVERSION KIT

REPLACEMENT GLASS ROCKS
19030-00 AMBER
19031-00 CRYSTAL
19032-00 MIXED AMBER & CRYSTAL



Slide out drawer for gas tank.
Gas tank not included.

Fire Pits include decorative heat-resistant glass rocks. Must select color.



RECTANGULAR GAS FIRE PIT
SKU: 19790-50 W50 D32 H24
Propane gas fueled, 60,000 BTU
Slide out drawer for propane tank.
Gas tank not included. Burner cover.

Available Accessories - sold separately
19060-00 RECTANGULAR GLASS WINDSCREEN SHIELD
19040-00 NATURAL GAS CONVERSION KIT

REPLACEMENT GLASS ROCKS:
19036-00 AMBER
19037-00 CRYSTAL
19038-00 MIXED AMBER & CRYSTAL

Gas Fire Pits
Only available in
one finish,
Sandalwood.

FINISH PRODUCT INFORMATION



TUSCAN BROWN



SANDALWOOD

- **SHIPS FROM:** North Carolina
- **FRAME:** Weather-resistant, high UV polyethylene synthetic fiber, hand-woven over premium aluminum frame
- **FINISH:** Tuscan Brown or Sandalwood
- **FEATURES:** Seating - Transitional design with a modern classic large scale weave.
Select seating pieces are available in the "high back option" to increase the back height to 40".
Tables - Woven top with inset tempered glass and woven pedestal base.
KD (knocked down) items ship disassembled to save space and will require assembly.
Fire pits feature woven bases and premium aluminum tops
- **SEAT DECK:** PVC strap
- **STANDARD CUSHION CORE (Unless otherwise noted):** Fiber coil construction. Fabric casing with drainable mesh bottom.
Optional fiber-wrapped foam with all fabric casing available.
- **STANDARD CUSHION STYLE:** Roll-over cushion tailoring
- **FABRICS:** Available in all LANE VENTURE fabrics

NEW

BESPOKE UPHOLSTERY

1

SELECT AN ARM



S - SOCK



W - WIDE TRACK



T - TRACK

2

SELECT A BACK



B - BOX BORDER



K - KNIFE EDGE

3

SELECT A SILHOUETTE



-01 CHAIR



-03 SOFA (3/3)



-87 SWIVEL

4

SELECT A SEAT DEPTH



S - STANDARD (22")



D - DEEP (25")


5

SELECT A FINISH

Available in all Custom Casual colors. Reference pages 218-219.



Almond Bark



Alabaster



Dove Grey



Driftwood




Eucalyptus
Green



Glacier Blue



Graphite



Hazelnut




Mahogany



Sherwood
Green



Textured
Black



Textured
Mocha



Textured
White

6

SELECT A FABRIC

GRADE/PATTERN + COLOR

7

OPTIONS

OTHER

NEW BESPOKE
UPHOLSTERY

STYLE NO. CONVENTION:

8AB-XX S

8 = PREFIX

A = ARM

B = BACK

- XX = SILHOUETTE

S = STANDARD

D = DEEP

ITEM	LINE	COMBINATION ARM/BACK	PRODUCT TYPE/ DEPTH	OVERALL DIMENSION	SEAT DIMENSION	ARM HEIGHT
85B-01S	Bespoke Upholstery	Sock/Box	Lounge Chair - Standard	W35 D38 H37	W24 D22 H19	26
85B-01D	Bespoke Upholstery	Sock/Box	Lounge Chair - Deep	W35 D41 H37	W24 D25 H19	26
85K-01S	Bespoke Upholstery	Sock/Knife	Lounge Chair - Standard	W35 D38 H37	W24 D22 H19	26
85K-01D	Bespoke Upholstery	Sock/Knife	Lounge Chair - Deep	W35 D41 H37	W24 D25 H19	26
8TB-01S	Bespoke Upholstery	Track/Box	Lounge Chair - Standard	W31 D38 H37	W24 D22 H19	26
8TB-01D	Bespoke Upholstery	Track/Box	Lounge Chair - Deep	W31 D41 H37	W24 D25 H19	26
8TK-01S	Bespoke Upholstery	Track/Knife	Lounge Chair - Standard	W31 D38 H37	W24 D22 H19	26
8TK-01D	Bespoke Upholstery	Track/Knife	Lounge Chair - Deep	W31 D41 H37	W24 D25 H19	26
8WB-01S	Bespoke Upholstery	Wide Track/Box	Lounge Chair - Standard	W35 D38 H37	W24 D22 H19	26
8WB-01D	Bespoke Upholstery	Wide Track/Box	Lounge Chair - Deep	W35 D41 H37	W24 D25 H19	26
8WK-01S	Bespoke Upholstery	Wide Track/Knife	Lounge Chair - Standard	W35 D38 H37	W24 D22 H19	26
8WK-01D	Bespoke Upholstery	Wide Track/Knife	Lounge Chair - Deep	W35 D41 H37	W24 D25 H19	26
85B-03S	Bespoke Upholstery	Sock/Box	Sofa - Standard	W84 D38 H37	W72 D22 H19	26
85B-03D	Bespoke Upholstery	Sock/Box	Sofa - Deep	W84 D41 H37	W72 D25 H19	26
85K-03S	Bespoke Upholstery	Sock/Knife	Sofa - Standard	W84 D38 H37	W72 D22 H19	26
85K-03D	Bespoke Upholstery	Sock/Knife	Sofa - Deep	W84 D41 H37	W72 D25 H19	26
8TB-03S	Bespoke Upholstery	Track/Box	Sofa - Standard	W80 D38 H37	W72 D22 H19	26
8TB-03D	Bespoke Upholstery	Track/Box	Sofa - Deep	W80 D41 H37	W72 D25 H19	26
8TK-03S	Bespoke Upholstery	Track/Knife	Sofa - Standard	W80 D38 H37	W72 D22 H19	26
85K-03D	Bespoke Upholstery	Track/Knife	Sofa - Deep	W80 D41 H37	W72 D25 H19	26
8WB-03S	Bespoke Upholstery	Wide Track/Box	Sofa - Standard	W84 D38 H37	W72 D22 H19	26
8WB-03D	Bespoke Upholstery	Wide Track/Box	Sofa - Deep	W84 D41 H37	W72 D25 H19	26
8WK-03S	Bespoke Upholstery	Wide Track/Knife	Sofa - Standard	W84 D38 H37	W72 D22 H19	26
8WK-03D	Bespoke Upholstery	Wide Track/Knife	Sofa - Deep	W84 D41 H37	W72 D25 H19	26
85B-87S	Bespoke Upholstery	Sock / Box	Swivel - Standard	W35 D38 H37	W24 D22 H19	26
85B-87D	Bespoke Upholstery	Sock / Box	Swivel - Deep	W35 D41 H37	W24 D25 H19	26
85K-87S	Bespoke Upholstery	Sock/Knife	Swivel - Standard	W35 D38 H37	W24 D22 H19	26
85K-87D	Bespoke Upholstery	Sock/Knife	Swivel - Deep	W35 D41 H37	W24 D25 H19	26
8TB-87S	Bespoke Upholstery	Track/Box	Swivel - Standard	W31 D38 H37	W24 D22 H19	26
8TB-87D	Bespoke Upholstery	Track/Box	Swivel - Deep	W35 D41 H37	W24 D25 H19	26
8TK-87S	Bespoke Upholstery	Track/Knife	Swivel - Standard	W31 D38 H37	W24 D22 H19	26
8TK-87D	Bespoke Upholstery	Track/Knife	Swivel - Deep	W35 D41 H37	W24 D25 H19	26
8WB-87S	Bespoke Upholstery	Wide Track/Box	Swivel - Standard	W35 D38 H37	W24 D22 H19	26
8WB-87D	Bespoke Upholstery	Wide Track/Box	Swivel - Deep	W35 D41 H37	W24 D25 H19	26
8WK-87S	Bespoke Upholstery	Wide Track/Knife	Swivel - Standard	W35 D38 H37	W24 D22 H19	26
8WK-87D	Bespoke Upholstery	Wide Track/Knife	Swivel - Deep	W35 D41 H37	W24 D25 H19	26

PRODUCT INFORMATION

- **SHIPS FROM:** North Carolina
- **FRAME:** Baltic Birch plywood with outdoor finish. Made in USA.
- **LEG FINISH:** Available in all Custom Casual finishes
- **FEATURES:** Tightly upholstered. Loose seat and back cushions. No slipcovers, 5" aluminum tapered leg. Swivel "built to floor".
- **SEAT DECK:** Vinyl coated polyester mesh.
- **STANDARD CUSHION CORE:** Fiber coil construction, fabric casing with drainable mesh on bottom. Optional fiber-wrapped foam, water-resistant ticking, with all fabric casing available.
- **STANDARD CUSHION STYLE:** Box-border seat, weltless with top-stitch tailoring. Optional box-border seat with self-welt on arms, seat cushions and back pillows. Contrast welt up-charge.
- **FABRICS:** Available in all LANE VENTURE fabrics

NEW

BESPOKE ALUMINUM

1

SELECT AN ARM



T - TRACK



S - SLOPE



A - ARCH

2

SELECT A BACK



H - HORIZONTAL



V - VERTICAL



E - EIGHT IN. SLAT

3

SELECT A SILHOUETTE



-01 CHAIR



-03 SOFA (3/3)



-73 SWIVEL ROCKER


4

SELECT A FINISH

Available in all Custom Casual colors. Reference pages 218-219.



Almond Bark



Alabaster



Dove Grey



Driftwood



Eucalyptus Green



Glacier Blue



Graphite



Hazelnut



Mahogany



Sherwood Green



Textured Black



Textured Mocha



Textured White

5

SELECT A FABRIC

GRADE/PATTERN + COLOR

6

OPTIONS

OTHER

NEW

BESPOKE

ALUMINUM

STYLE NO. CONVENTION: 4AB-XX

4 = PREFIX

A = ARM

B = BACK

- XX = SILHOUETTE

ITEM	LINE	COMBINATION ARM/BACK	PRODUCT TYPE/ DEPTH	OVERALL DIMENSION	SEAT DIMENSION	ARM HEIGHT
4AE-01	Bespoke Aluminum	Arch/Eight Inch Slat	Chair	W31 D36 H37	W25 D20 H20	25
4AH-01	Bespoke Aluminum	Arch/Horizontal	Chair	W31 D36 H37	W25 D20 H20	25
4AV-01	Bespoke Aluminum	Arch/Vertical	Chair	W31 D36 H37	W25 D20 H20	25
4SE-01	Bespoke Aluminum	Slope/Eight Inch Slat	Chair	W31 D36 H37	W25 D20 H20	25
4SH-01	Bespoke Aluminum	Slope/Horizontal	Chair	W31 D36 H37	W25 D20 H20	25
4SV-01	Bespoke Aluminum	Slope/Vertical	Chair	W31 D36 H37	W25 D20 H20	25
4TE-01	Bespoke Aluminum	Track/Eight Inch Slat	Chair	W31 D36 H37	W25 D20 H20	25
4TH-01	Bespoke Aluminum	Track/Horizontal	Chair	W31 D36 H37	W25 D20 H20	25
4TV-01	Bespoke Aluminum	Track/Vertical	Chair	W31 D36 H37	W25 D20 H20	25
4AE-03	Bespoke Aluminum	Arch/Eight Inch Slat	Sofa	W82 D36 H37	W75 D20 H20	25
4AH-03	Bespoke Aluminum	Arch/Horizontal	Sofa	W82 D36 H37	W75 D20 H20	25
4AV-03	Bespoke Aluminum	Arch/Vertical	Sofa	W82 D36 H37	W75 D20 H20	25
4SE-03	Bespoke Aluminum	Slope/Eight Inch Slat	Sofa	W82 D36 H37	W75 D20 H20	25
4SH-03	Bespoke Aluminum	Slope/Horizontal	Sofa	W82 D36 H37	W75 D20 H20	25
4SV-03	Bespoke Aluminum	Slope/Vertical	Sofa	W82 D36 H37	W75 D20 H20	25
4TE-03	Bespoke Aluminum	Track/Eight Inch Slat	Sofa	W82 D36 H37	W75 D20 H20	25
4TH-03	Bespoke Aluminum	Track/Horizontal	Sofa	W82 D36 H37	W75 D20 H20	25
4TV-03	Bespoke Aluminum	Track/Vertical	Sofa	W82 D36 H37	W75 D20 H20	25
4AE-73	Bespoke Aluminum	Arch/Eight Inch Slat	Swivel Rocker	W31 D36 H37	W25 D20 H20	25
4AH-73	Bespoke Aluminum	Arch/Horizontal	Swivel Rocker	W31 D36 H37	W25 D20 H20	25
4AV-73	Bespoke Aluminum	Arch/Vertical	Swivel Rocker	W31 D36 H37	W25 D20 H20	25
4SE-73	Bespoke Aluminum	Slope/Eight Inch Slat	Swivel Rocker	W31 D36 H37	W25 D20 H20	25
4SH-73	Bespoke Aluminum	Slope/Horizontal	Swivel Rocker	W31 D36 H37	W25 D20 H20	25
4SV-73	Bespoke Aluminum	Slope/Vertical	Swivel Rocker	W31 D36 H37	W25 D20 H20	25
4TE-73	Bespoke Aluminum	Track/Eight Inch Slat	Swivel Rocker	W31 D36 H37	W25 D20 H20	25
4TH-73	Bespoke Aluminum	Track/Horizontal	Swivel Rocker	W31 D36 H37	W25 D20 H20	25
4TV-73	Bespoke Aluminum	Track/Vertical	Swivel Rocker	W31 D36 H37	W25 D20 H20	25

PRODUCT INFORMATION

SHIPS FROM : Alabama

FRAME : Premium aluminum. Made in USA.

FINISH : Available in all Custom Casual finish.

FEATURES: Extruded aluminum fully welded frames.

SEAT DECK: Sling

STANDARD CUSHION CORE: Fiber wrapped foam, water-resistant ticking, all fabric casing.

Optional Fiber coil construction, fabric casing with drainable mesh on bottom.

STANDARD CUSHION STYLE: Box border, weltless with top-stitch tailoring.

Optional cushion box border with self welt is available. Contrast welt up-charge.

FABRICS: Available in all LANE VENTURE fabrics

A high-angle photograph of an outdoor patio set on a green lawn. In the upper left, there are white wicker chairs with orange cushions. In the upper right, a white square table holds a gold tray with three gold glasses. In the lower left, a yellow and white striped ottoman is topped with a pink and a green and white striped pillow. In the lower right, the corner of an orange chair with a blue and white striped pillow is visible. The scene is brightly lit with shadows cast across the grass.

FINISHING TOUCHES

FINISHES, FABRICS, ACCESSORIES & OPTIONS

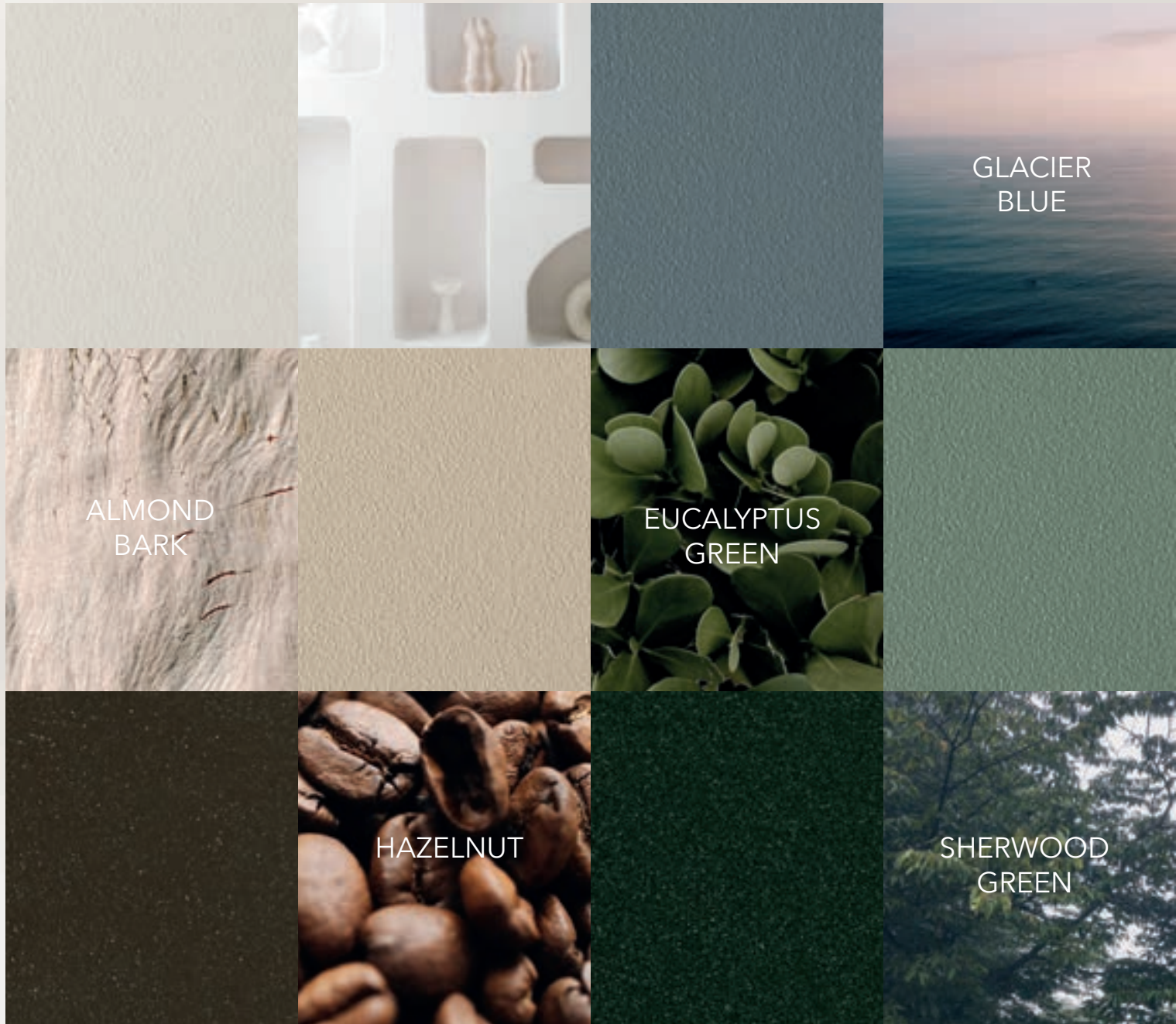
NOTE: While the images throughout this catalog are very good representations of color, variations in printing can occur. Please refer to an actual swatch sample for color before making a final selection.



NEW

FINISHES

CUSTOM CASUAL | FOLEY | BESPOKE



Curated color palette

Before any color is applied, each piece of furniture undergoes our proprietary 5-step pre-treatment process to ensure a clean surface. The electrostatic powder-coat finish is then baked onto each aluminum frame, allowing the paint to fully bond to the metal and ensuring the highest degree of durability.

LANE VENTURE offers a wide choice of color options for all domestic aluminum products. Besides black and white, our colors include earthy, rich hues and warm and cool neutrals. Fresh landscape-inspired hues are bold, chic and lively. The complete curated selection of aluminum colors are sure to inspire, complement and complete any outdoor space.


NOTE: While the images throughout this catalog are very good representations of color, variations in printing can occur. Please refer to an actual swatch sample for color before making a final selection.

FINISHES

CUSTOM CASUAL | FOLEY | BESPOKE




DOVE



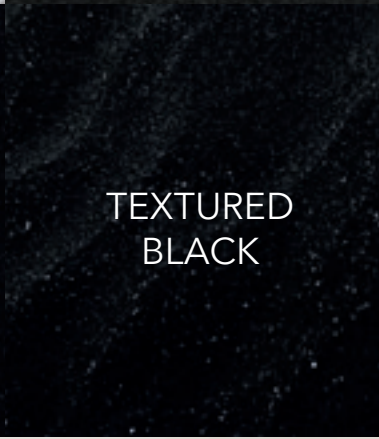

DRIFTWOOD



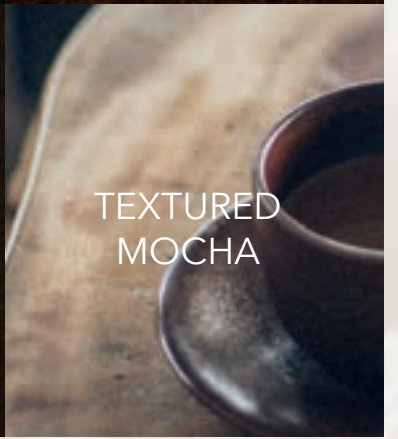
GRAPHITE



MAHOGANY




TEXTURED
BLACK



TEXTURED
MOCHA



TEXTURED
WHITE



"Colors live a remarkable life
of their own after they have
been applied to the canvas"

- Edvard Munch

FINISHES


DESIGNER LABEL

NEW




BARLEY
BROOKS
CELERIE KEMBLE

NEW




CHALK LAVA STONE
BROOKS
CELERIE KEMBLE


NEW



BARLEY
CLEARY
CELERIE KEMBLE




RAFFIA
MIMI
CELERIE KEMBLE



RAFFIA
MIMI
CELERIE KEMBLE




HONEY
LOGGIA
HEMINGWAY




HONEY OAK
LOGGIA + RESORT
HEMINGWAY



**WEATHERED
DRIFTWOOD**
5501
HEMINGWAY




**HAMMERED
GUN METAL**
5507
HEMINGWAY



**RICH TOBACCO +
SUN-BLEACHED PALM**
5511
HEMINGWAY




**GUN METAL +
GOLDEN HIGHLIGHTS**
5515
HEMINGWAY



TEXTURED WALNUT
5520
HEMINGWAY



AGED GUN METAL
5525
HEMINGWAY



BLACK TRUFFLE
HEMINGWAY ISLANDS
HEMINGWAY



BLACK TRUFFLE
HEMINGWAY ISLANDS
HEMINGWAY

ALUMINUM

NEW




DARK BRONZE
LANGHAM




FAUX TRAVERTINE
HEMINGWAY ISLANDS + LANGHAM +
WINTERTHUR ESTATE + OASIS

NEW




OBSIDIAN BLACK
WINTERTHUR ESTATE +
PALISADES



WHITE
HPL TOP
PALISADES


NEW




GREY
HPL TOP
PALISADES

FINISHES


WOVEN




TAPESTRY BROWN
MORAYA BAY




OYSTER
MORAYA BAY



MACCHIATO
REQUISITE




BONE
REQUISITE




NEW

QUARRY GREY
LENOX HILL




NEW


QUARRY GREY
LENOX HILL




ASH
OASIS



BARLEY
OASIS



BARLEY
CAMPBELL



QUARRY GREY
CAMPBELL



ALDER
COCOON




FRENCH GREY
MYSTIC HARBOR



FRENCH GREY
MYSTIC HARBOR



TUSCAN BROWN
SOUTH HAMPTON




SANDALWOOD
SOUTH HAMPTON

LAVA STONE



SLATE LAVA STONE
TULUM + FOLEY



CHALK LAVA STONE
TULUM + FOLEY

TEAK



**PEBBLESTONE +
NATURAL TEAK**
EDGEWOOD



NATURAL TEAK
CARLSBAD + LA JOLLA



PALOMA
AVILA

PILLOW

STYLES & ACCESSORIES



825-09 Elena Pouf
1236-00 Outdoor Floor Cushion

PILLOW STYLES

AVAILABLE IN ALL PERFORMANCE FABRICS

All of our decorative toss pillows are made with an encased 100% WeatherMaster gel fiber that is weighed and hand-filled to exacting standards required of outdoor products. This WeatherMaster gel fiber has a "down-like" feel and hand. All of our special order pillows are available in a variety of sizes and can be embellished with self-welt, contrasting welt, and COM fringe and cord options. Pillows are standard with zippered closure.



KIDNEY PILLOW

12" X 20" SIZE

1612-20 (1) 12" X 20" PILLOW

1612-20PIL2 (2) 12" X 20" PILLOWS

12" X 24" SIZE

1612-24 (1) 12" X 24" PILLOW

1612-24PIL2 (2) 12" X 24" PILLOWS



SQUARE PILLOW

17" SQUARE SIZE

1617-17 (1) 17" X 17" PILLOW

1617-17PIL2 (2) 17" X 17" PILLOWS

20" SQUARE SIZE

1620-20 (1) 20" X 20" PILLOW

1620-20PIL2 (2) 20" X 20" PILLOWS

24" SQUARE SIZE

1624-24 (1) 24" X 24" PILLOW

1624-24PIL2 (2) 24" X 24" PILLOWS



FLANGE PILLOW

20" SQUARE SIZE

20FLANGEPI1 (1) 20" X 20" PILLOW

20FLANGEPI2 (2) 20" X 20" PILLOWS

24" SQUARE SIZE

24FLANGEPI1 (1) 24" X 24" PILLOW

24FLANGEPI2 (2) 24" X 24" PILLOWS

Pillow finished with flange edge.

FLOOR CUSHIONS & OUTDOOR TROWS

AVAILABLE IN ALL PERFORMANCE FABRICS

Large-scale floor cushions and outdoor throws are not only a modern approach to adding casual and relaxed seating to a patio, but are a dynamic way to mix and layer fabric patterns within a setting. The luxurious assortment of vibrant colors and graphic patterns will bring fashion into any outdoor setting.



1230-00 OUTDOOR THROW

OVERALL: W64 D53 H0.5

Available in all outdoor fabrics. 2 sided.

Standard single welt tailoring.

Optional 4" contrast flange or trim.

Single welt tailoring



1236-00 OUTDOOR FLOOR CUSHION

OVERALL: W36 D36 H8

Available in all outdoor fabrics.

Drain-through cushion with mesh bottom.

Hand-tufted button top.

Jumbo padded welt tailoring.



PILLOW

TAILORING OPTIONS



414-06 Chair
Shown with 20CHEVPIL1 pillow.

PILLOW MITER OPTIONS

MUST USE BALANCED STRIPES FOR BEST APPEARANCE

Bold mitering designs turn ordinary stripes into something uniquely custom for any outdoor space. We offer 6 mitered designs for square pillows. Each is available as 20" or 24" size. We offer 1 design for kidney pillows. Available sizes are 12" x 20" and 12" x 24". You may order these as single pillows or in pairs. Please note that the miter design will only appear on the face side of the pillow.



"X" MITER STRIPE

20XMTRPIL1 (1) 20" X 20" PILLOW
20XMTRPIL2 (2) 20" X 20" PILLOWS
24XMTRPIL1 (1) 24" X 24" PILLOW
24XMTRPIL2 (2) 24" X 24" PILLOWS
 Striped fabric matched to form "X" pattern.
 Limited to balanced stripes only



BOX MITER STRIPE

20BXMTRPIL1 (1) 20" X 20" PILLOW
20BXMTRPIL2 (2) 20" X 20" PILLOWS
24BXMTRPIL1 (1) 24" X 24" PILLOW
24BXMTRPIL2 (2) 24" X 24" PILLOWS
 Striped fabric matched to form box pattern.
 Limited to balanced stripes only



"T" MITER STRIPE

20TMTRPIL1 (1) 20" X 20" PILLOW
20TMTRPIL2 (2) 20" X 20" PILLOWS
24TMTRPIL1 (1) 24" X 24" PILLOW
24TMTRPIL2 (2) 24" X 24" PILLOWS
 Striped fabric matched to form "T" pattern.
 Limited to balanced stripes only.



DIAGONAL STRIPE

20DIAGPIL1 (1) 20" X 20" PILLOW
20DIAGPIL2 (2) 20" X 20" PILLOWS
24DIAGPIL1 (1) 24" X 24" PILLOW
24DIAGPIL2 (2) 24" X 24" PILLOWS
 Striped fabric cut on bias.
 Limited to balanced stripes only.



CHEVRON STRIPE

20CHEVPIL1 (1) 20" X 20" PILLOW
20CHEVPIL2 (2) 20" X 20" PILLOWS
24CHEVPIL1 (1) 24" X 24" PILLOW
24CHEVPIL2 (2) 24" X 24" PILLOWS
 Striped fabric matched to form chevron pattern.
 Limited to balanced stripes only.



BASKET-WEAVE STRIPE

20BSKWVPIL1 (1) 20" X 20" PILLOW
20BSKWVPIL2 (2) 20" X 20" PILLOWS
24BSKWVPIL1 (1) 24" X 24" PILLOW
24BSKWVPIL2 (2) 24" X 24" PILLOWS
 Striped fabric matched to form basket-weave pattern.
 Limited to balanced stripes only.



KIDNEY PILLOW STRIPE

20KIDBKPI1 (1) 12" X 20" PILLOW
20KIDBKPI2 (2) 12" X 20" PILLOWS
24KIDBKPI1 (1) 12" X 24" PILLOW
24KIDBKPI2 (2) 12" X 24" PILLOWS
 Kidney pillow with stripe applied in two directions.
 Limited to balanced stripes only.

MUST USE BALANCED STRIPES FOR BEST APPEARANCE

Below is a list balanced stripe fabrics from our fabric assortment that may be used for these tailoring options.

4546-333 Hollis - Navy
4547-333 Armada - Navy
4649-002 Tye Die Stripe - Pewter
4674-003 Provence - Sky
4679-002 Ely - Fog
4679-009 Ely - Dune
4683-033 Martha - Indigo
4683-099 Martha - Mushroom

4684-002 Ely Ticking - Silver
4684-003 Ely Ticking - Aegean
4684-009 Ely Ticking - Mushroom
4684-012 Ely Ticking - Leaf
4696-002 Ripple Stripe - Shale
4696-003 Ripple Stripe - Sky
4696-037 Ripple Stripe - Camel
4696-334 Ripple Stripe - Aloe

4705-002 Newport - Mercury
4705-003 Newport - Coastal
4705-007 Newport - Clay
4705-019 Newport - Hemp
4705-333 Newport - Sailor
4706-133 Casanova Lagoon
4706-333 Casanova Blue
4708-018 Sail Away Sunflower

4709-002 Lunan Nature
4709-033 Lunan Navy
4712-002 Wayward - Shale
4712-003 Wayward - Sapphire
4712-009 Wayward - Dune
4712-019 Wayward - Wren
4719-006 Bijou - Sea
4719-003 Bijou - Cerise
4719-012 Bijou - Meadow

FABRICS


PATTERNS & COLOR



414-06 Chair body fabric: 4704-007
17" tp: 4716-006
414-33 Sofa body fabric: 6001X-001
20" tp, orange: 4704-007
20" tp, pink: 4718-006
17" tp, green stripe: 4719-012
12x20 Kidney, pink stripe: 4719-006
825-09 Pouf: 4718-006
20" tp, green : 4718-012

1236-00 Floor Cushion, orange: 4704-007
20" tp, pink stripe: 4719-006,
20" tp, green stripe: 4684-012
1236-00 Floor Cushion, yellow stripe: 4708-018
20" tp, pink: 4718-006
20" tp, green: 4718-012
457-23 Cocktail Table
457-24 End Table


All pillows shown with optional welt.



4454-001 Vesper - White
sunbrella® GRADE: A EXCLUSIVE



4454-002 Vesper - Fog
sunbrella® GRADE: A EXCLUSIVE



4454-009 Vesper - Stone
sunbrella® GRADE: A EXCLUSIVE



4454-012 Vesper - Cilantro
sunbrella® GRADE: A EXCLUSIVE



4454-019 Vesper - Putty
sunbrella® GRADE: A EXCLUSIVE



4454-022 Vesper - Ash
sunbrella® GRADE: A EXCLUSIVE



4454-031 Vesper - Sapphire
sunbrella® GRADE: A EXCLUSIVE



4454-037 Vesper - Clay
sunbrella® GRADE: A EXCLUSIVE



4454-044 Vesper - Pistachio
sunbrella® GRADE: A EXCLUSIVE




4454-091 Vesper - Sand
sunbrella® GRADE: A EXCLUSIVE




4454-101 Vesper - Vapor
sunbrella® GRADE: A EXCLUSIVE



4454-111 Vesper - Papyrus
sunbrella® GRADE: A EXCLUSIVE



4454-112 Vesper - Birch
sunbrella® GRADE: A EXCLUSIVE



4454-219 Vesper - Pebble
sunbrella® GRADE: A EXCLUSIVE



4454-222 Vesper - Soot
sunbrella® GRADE: A EXCLUSIVE



4454-233 Vesper - Patriot
sunbrella® GRADE: A EXCLUSIVE



4454-299 Vesper - Driftwood
sunbrella® GRADE: A EXCLUSIVE



4454-313 Vesper - Seaglass
sunbrella® GRADE: A EXCLUSIVE



4454-323 Vesper - Indigo
sunbrella® GRADE: A EXCLUSIVE



4454-330 Vesper - Mist
sunbrella® GRADE: A EXCLUSIVE




4454-331 Vesper - Wave
sunbrella® GRADE: A EXCLUSIVE



4454-999 Vesper - Java
sunbrella® GRADE: A EXCLUSIVE




4522-333 Scene - Navy
sunbrella® GRADE: B EXCLUSIVE



4546-333 Hollis - Navy
sunbrella® GRADE: C EXCLUSIVE

NOTE: While the images throughout this catalog are very good representations of color, variations in printing can occur. Please refer to an actual swatch sample for color before making a final selection.



4547-333 Armada - Navy
sunbrella®

GRADE: B
EXCLUSIVE



4593-001 Morph - Salt
sunbrella®

GRADE: B
EXCLUSIVE



4593-009 Morph - Stucco
sunbrella®

GRADE: B
EXCLUSIVE




4593-101 Morph - Sand
sunbrella®

GRADE: B
EXCLUSIVE



4648-003 Watercolor View - Breeze
sunbrella®

GRADE: D
EXCLUSIVE



4649-002 Tie Dye Stripe - Pewter
sunbrella®

GRADE: D
EXCLUSIVE




4657-012 Tropical Leaves - Palm
sunbrella®

GRADE: C
EXCLUSIVE




4674-003 Provence - Sky
sunbrella®

GRADE: B
EXCLUSIVE



4675-001 Kira - Cloud
sunbrella®

GRADE: C
EXCLUSIVE




4675-002 Kira - Dune
sunbrella®

GRADE: C
EXCLUSIVE



4675-019 Kira - Ash
sunbrella®

GRADE: C
EXCLUSIVE



4676-001 Storm - Snow
outdura®

GRADE: A



4676-112 Storm - Linen
outdura®

GRADE: A



4677-002 Confections - Smoke
outdura®

GRADE: B



4677-003 Confections - Sea
outdura®

GRADE: B




4678-002 Chic - Smoke
outdura®

GRADE: C




4679-002 Ely - Fog
sunbrella®

GRADE: B




4679-009 Ely - Dune
sunbrella®

GRADE: B




4680-001 Bubbly - Snow
outdura®

GRADE: A
EXCLUSIVE



4680-002 Bubbly - Smoke
outdura®

GRADE: A
EXCLUSIVE




4680-101 Bubbly - Stucco
outdura®

GRADE: A
EXCLUSIVE




4682-112 Nurture - Cloud
sunbrella®

GRADE: C
EXCLUSIVE



4683-033 Martha - Indigo
sunbrella®

GRADE: C
EXCLUSIVE



4683-033 Martha - Indigo
sunbrella®

GRADE: C
EXCLUSIVE



4684-002 Ely Ticking - Silver
sunbrella®

GRADE: B
EXCLUSIVE



4684-003 Ely Ticking - Aegean
sunbrella®

GRADE: B
EXCLUSIVE



4684-009 Ely Ticking - Mushroom
sunbrella®

GRADE: B
EXCLUSIVE



NEW

4684-012 Ely Ticking - Leaf
sunbrella®

GRADE: B
EXCLUSIVE




4685-002 Thatch - Granite
sunbrella®

GRADE: B
EXCLUSIVE



4685-112 Thatch - Marble
sunbrella®

GRADE: B
EXCLUSIVE




4686-003 Arda - Dew
sunbrella®

GRADE: C
EXCLUSIVE



4686-022 Arda - Granite
sunbrella®

GRADE: C
EXCLUSIVE



4686-222 Arda - Charcoal
sunbrella®

GRADE: C
EXCLUSIVE



4690-002 Lifeguard - Oyster
sunbelievable

GRADE: A



4690-003 Lifeguard - Blueberry
sunbelievable

GRADE: A




4690-022 Lifeguard - Dove
sunbelievable

GRADE: A



4690-031 Lifeguard - Harbor
sunbelievable

GRADE: A



4690-114 Lifeguard - Spring
sunbelievable

GRADE: A



4690-220 Lifeguard - Caviar
sunbelievable

GRADE: A



4690-313 Lifeguard - Aqua
sunbelievable

GRADE: A



4691-002 Venus - Oyster
sunbelievable

GRADE: A



4691-112 Venus - Cameo
sunbelievable

GRADE: A



4692-002 Makar - Silver
sunbelievable

GRADE: B



4692-112 Makar - Canvas
sunbelievable

GRADE: B



4693-001 Cortina - White
TEMPOTEST

GRADE: A



4693-002 Cortina - Pebble
TEMPOTEST

GRADE: A



4693-003 Cortina - Denim
TEMPOTEST


GRADE: A



4693-022 Cortina - Lead
TEMPOTEST

GRADE: A

NOTE: While the images throughout this catalog are very good representations of color, variations in printing can occur. Please refer to an actual swatch sample for color before making a final selection.



4693-101 Cortina - Oyster

GRADE: A



4694-002 Amalfi - Silver

GRADE: B



4694-019 Amalfi - Vanilla

GRADE: B



4695-002 Dasher - Shale

GRADE: B
EXCLUSIVE



4695-003 Dasher - Sky

GRADE: B
EXCLUSIVE




4695-037 Dasher - Camel

GRADE: B
EXCLUSIVE




4695-334 Dasher - Aloe

GRADE: B
EXCLUSIVE




4696-002 Ripple Stripe - Shale

GRADE: D
EXCLUSIVE




4696-003 Ripple Stripe - Sky

GRADE: D
EXCLUSIVE



4696-037 Ripple Stripe - Camel

GRADE: D
EXCLUSIVE




4696-334 Ripple Stripe - Aloe

GRADE: D
EXCLUSIVE




4697-002 Revelry - Shell

GRADE: C
EXCLUSIVE



4697-003 Revelry - Sky

GRADE: C
EXCLUSIVE



4697-009 Revelry - Camel

GRADE: C
EXCLUSIVE



4698-003 Waverly - Sky

GRADE: D
EXCLUSIVE



4698-012 Waverly - Aloe

GRADE: D
EXCLUSIVE



4699-002 Reef - Dolphin

GRADE: C




4699-003 Reef - Cabana

GRADE: C



4699-443 Reef - Jungle

GRADE: C



4700-012 Ebby - Rosemary

GRADE: A



4701-003 Iven - River

GRADE: A



4702-112 Myra - Pearl

GRADE: A



4702-212 Myra - Graphite


GRADE: A



4702-229 Myra - Oat

GRADE: A






NEW

4703-002 Comrade - Gray

GRADE: A



NEW

4703-003 Comrade - Aquatic

GRADE: A



NEW

4703-133 Comrade - Aruba


GRADE: A



NEW

4704-007 Breeze - Clay


GRADE: A



NEW

4705-002 Newport - Mercury


GRADE: B



NEW

4705-003 Newport - Coastal

GRADE: B



NEW

4705-007 Newport - Clay

GRADE: B



NEW

4705-019 Newport - Hemp

GRADE: B



NEW

4705-333 Newport - Sailor


GRADE: B



NEW

4706-133 Casanova - Lagoon

GRADE: B



NEW

4706-333 Casanova - Blue


GRADE: B



NEW

4707-019 Waterfall - Sand

GRADE: B



NEW

4707-333 Waterfall - Nautical

GRADE: B



NEW

4708-018 Sail Away - Sunflower


GRADE: B



NEW

4709-002 Lunan - Nature

GRADE: B



NEW

4709-033 Lunan - Navy

GRADE: B



NEW

4710-011 Tectonic - Parchment


GRADE: C



NEW

4710-333 Tectonic - Coastal


GRADE: C



NEW

4711-002 Royale - Silver

GRADE: C



NEW

4711-012 Royale - Leaf

GRADE: C



NEW

4711-018 Royale - Sunshine


GRADE: C



NEW

4711-133 Royale - Pool


GRADE: C



NEW

4712-002 Wayward - Shale

GRADE: B



NEW

4712-003 Wayward - Sapphire

GRADE: B



NOTE: While the images throughout this catalog are very good representations of color, variations in printing can occur. Please refer to an actual swatch sample for color before making a final selection.

NEW

4712-009 Wayward - Dune
sunbrella®

GRADE: B
EXCLUSIVE

NEW

4712-019 Wayward - Wren
sunbrella®

GRADE: B

NEW

4714-002 Eberly - Stone
sunbrella®

GRADE: C
REVERSIBLE
EXCLUSIVE

NEW

4714-003 Eberly - Peacock
sunbrella®

GRADE: C
REVERSIBLE

NEW

4714-012 Eberly - Leaf
sunbrella®

GRADE: C
REVERSIBLE
EXCLUSIVE

NEW

4715-037 Marvel - Teak
sunbrella®

GRADE: B
EXCLUSIVE

NEW

4716-002 Nimbi - Silver
sunbrella®

GRADE: C
EXCLUSIVE

NEW

4716-003 Nimbi - Sky
sunbrella®

GRADE: C
EXCLUSIVE

NEW

4716-006 Nimbi - Guava
sunbrella®

GRADE: C
EXCLUSIVE

NEW

4716-012 Nimbi - Leaf
sunbrella®

GRADE: C
EXCLUSIVE

NEW

4716-037 Nimbi - Teak
sunbrella®

GRADE: C
EXCLUSIVE

NEW

4716-333 Nimbi - Sapphire
sunbrella®

GRADE: C
EXCLUSIVE

NEW

4717-002 Swaying - Silver
sunbrella®

GRADE: C
EXCLUSIVE

NEW

4717-003 Swaying - Sky
sunbrella®

GRADE: C
EXCLUSIVE

NEW

4717-012 Swaying - Leaf
sunbrella®

GRADE: C
EXCLUSIVE

NEW

4717-019 Swaying - Dune
sunbrella®

GRADE: C

NEW

4717-037 Swaying - Whiskey
sunbrella®

GRADE: C

NEW

4717-333 Swaying - Sapphire
sunbrella®

GRADE: C
EXCLUSIVE

NEW

4718-003 Winsome - Sea
sunbrella®

GRADE: A

NEW

4718-006 Winsome - Cerise
sunbrella®

GRADE: A

NEW

4718-012 Winsome - Meadow
sunbrella®

GRADE: A

NEW

4719-003 Bijou - Sea
sunbrella®

GRADE: B

NEW

4719-006 Bijou - Cerise
sunbrella®

GRADE: B

NEW

4719-012 Bijou - Meadow
sunbrella®

GRADE: B

NEW REVERSIBLE FABRICS

SELECT FABRICS

Certain LANE VENTURE fabrics have been tested by the mill and have the same durability on both sides. To use the reverse side of an applicable fabric, add an "R" to the pattern number. Below are the fabrics that may be used on the reverse side.



4714-002 Eberly - Stone
sunbrella®

GRADE: C
4714R-002 REVERSIBLE EXCLUSIVE

4714-003 Eberly - Peacock
sunbrella®

GRADE: C
4714R-003 REVERSIBLE


4714-012 Eberly - Leaf
sunbrella®

GRADE: C
4714R-012 REVERSIBLE EXCLUSIVE

SLING FABRICS

AVAILABLE ON LANE VENTURE CUSTOM CASUAL SLING STYLES

With sophisticated textures that offer durability and easy maintenance, our sling fabrics offer an array of fashionable color choices that will coordinate with our complete selection of CUSTOM CASUAL powder-coated aluminum finishes. Well-known brands such as Phiferfex® and Textilene® set the standard for beauty and exceptional performance while offering superior resistance to mold, mildew and fading from normal exposure to the elements.



05-101 Seabrook - Black
Phiferfex GRADE: A

05-108 Seabrook - Navy Pier
Phiferfex GRADE: A

05-111 Seabrook - White
Phiferfex GRADE: A

05-125 Metallica - Smoke
Phiferfex GRADE: B

05-126 Napa - Brindle
Phiferfex GRADE: A

05-147 Shelby - Cadet Blue
Phiferfex GRADE: A

05-153 Charm - Platinum
Phiferfex GRADE: A

05-154 Cane Wicker - Pacific
Phiferfex GRADE: C

05-155 Madras Tweed - Surf
Phiferfex GRADE: B

05-716 Merritt - Natural
TEXTILENE GRADE: B

05-717 Indention - Pool
TEXTILENE GRADE: C

05-718 Lumina - Slate
TEXTILENE GRADE: A

05-719 Whisper - Silver
TEXTILENE GRADE: B

05-720 Jaunt - Smoke
TEXTILENE GRADE: C

05-723 Thatch - Fawn
TEXTILENE GRADE: C

05-724 Morse - Stone
TEXTILENE GRADE: C

NOTE: While the images throughout this catalog are very good representations of color, variations in printing can occur. Please refer to an actual swatch sample for color before making a final selection.

LUXE

NEW

PERFORMANCE FABRICS

Re-define your expectation of outdoor luxury living with timeless textures and easy, cleanable care.



1230-00 Outdoor Throw



4713-001 Ellis - Snow
sunbrella® GRADE: B



4713-002 Ellis - Silver
sunbrella® GRADE: B



4713-003 Ellis - Tide
sunbrella® GRADE: B



4713-009 Ellis - Porcini
sunbrella® GRADE: B



4713-011 Ellis - Limestone
sunbrella® GRADE: B



4713-019 Ellis - Sand
sunbrella® GRADE: B



4713-022 Ellis - Smoke
sunbrella® GRADE: B



4713-099 Ellis - Birch
sunbrella® GRADE: B



4713-101 Ellis - Alabaster
sunbrella® GRADE: B



4713-222 Ellis - Graphite
sunbrella® GRADE: B



4713-333 Ellis - Lapis
sunbrella® GRADE: B




4713-334 Ellis - Mist
sunbrella® GRADE: B



4713-999 Ellis - Mink
sunbrella® GRADE: B




6000X-001 Dumont - Snow
sunbrella® GRADE: D



6000X-002 Dumont - Dove
sunbrella® GRADE: D



6000X-009 Dumont - Mushroom
sunbrella® GRADE: D




6000X-101 Dumont - Stucco
sunbrella® GRADE: D




6000X-333 Dumont - Shibori
sunbrella® GRADE: D




6001X-001 Litchfield - Snow
sunbrella® GRADE: D



6001X-002 Litchfield - Fog
sunbrella® GRADE: D



6001X-019 Litchfield - Sand
sunbrella® GRADE: D



6001X-022 Litchfield - Pebble
sunbrella® GRADE: D



6001X-333 Litchfield - Midnight
sunbrella® GRADE: D

NOTE: While the images throughout this catalog are very good representations of color, variations in printing can occur. Please refer to an actual swatch sample for color before making a final selection.

FIBER COIL CUSHION

STANDARD FOR ALL LANE VENTURE SEATING

Standard casing with drainable mesh cloth on bottom side.
Optional all fabric casing.

FEATURES

Outdoor performance fabric casing

Quick flow mesh ticking

Allows water to flow in and out rapidly

Layered fiber pillow top


Provides plush, breathable comfort

Stainless Coil Spring

Adds supportive comfort,
lift and airflow

Layered fiber border

Provides a resilient structure
for the coil spring core
ALL materials receive
antimicrobial treatment to
prevent mold and mildew growth



FOAM CUSHION

STANDARD FOR ALL CUSTOM CASUAL SEATING

Standard with all fabric casing.
Optional casing with drainable mesh cloth on bottom side.



FEATURES

Outdoor performance fabric casing

Water-resistant ticking

Made of non-woven material with sonically welded seams keeps water out and promotes breathability

Layered fiber pillow top

Provides plush, breathable comfort

High density polyurethane foam core

For support and longevity.
ALL materials receive antimicrobial treatment to prevent mold and mildew growth

MIXED MATERIALS PRODUCT CARE

FRAME CONSTRUCTION

Each piece is constructed by experienced artisans. Aluminum products are constructed of superior extruded and cast aluminum. Woven wicker components are hand-woven over powder-coated aluminum frames. LANE VENTURE products feature the highest grade of durable aluminum and UV-resistant polyethylene (PE) fibers. Fixtures and jigs specially designed for each collection are used to assure uniform frame sizing during production. Such measures of quality ensure strong, durable and comfortable frames.

FINISH

By combining differing textures and unique colors during the finishing and weaving process, LANE VENTURE is able to achieve a unique richness and depth that gives each collection the look and feel of a natural product and unique finish.

CARE & MAINTENANCE

Minimal maintenance is required to keep your furniture looking fresh.

- Periodically wash with soft cloth, mild soap and water.
- Rinse well.
- Dry with a soft towel or let air dry.
- Avoid harsh abrasive cleaners.







ALUMINUM PRODUCT CARE

FRAME CONSTRUCTION

LANE VENTURE aluminum products are constructed of superior extruded and cast aluminum. Fixtures and jigs specially designed for each collection are used to assure uniform frame sizing during production. Such measures of quality ensure strong, durable and comfortable frames.

FINISH

Protected by the latest powder-coat finish technology, all LANE VENTURE finishes are applied over premium grade aluminum. Continuous testing for the life of a collection in our on-site weathering facility allows us to develop maximum protection from the effects of sunlight, temperature and environmental factors.

CARE & MAINTENANCE - FRAMES

Minimal maintenance is required to keep your furniture looking fresh.

- Periodically wash with soft cloth, mild soap and water.
- Rinse well.
- Dry with a soft towel or let air dry.
- Avoid harsh abrasive cleaners.

CUSTOM CASUAL ALUMINUM

PRODUCT CARE

FRAME CONSTRUCTION

Using only the finest American made raw materials, the LANE VENTURE Custom Casual product line is proudly manufactured in the USA. This dedication to superior manufacturing ensures that we offer the highest quality and most structurally sound aluminum product line in the industry.

FINISH

Every LANE VENTURE Custom Casual frame goes through an elaborate, multi-step, pre-treatment procedure before being individually completed in a state-of-the-art power-coat finishing process. Protected by the latest powder-coat finish technology, you can be assured that it will remain consistent for many years. Continuous testing allows us to develop maximum protection from the effects of sunlight, temperature and environmental factors.

CARE & MAINTENANCE - FRAMES

Minimal maintenance is required to keep your furniture looking fresh.

- Periodically wash with soft cloth, mild soap and water.
- Rinse well.
- Dry with a soft towel or let air dry.
- Avoid harsh abrasive cleaners.

OUTDOOR UPHOLSTERY

PRODUCT CARE

FRAME CONSTRUCTION

Every aspect of LANE VENTURE outdoor upholstery features elements that allow continuous airflow, quick drying, performance and durability. Each interlocking engineered frame is built in the USA and constructed from multiple layers of premium outdoor Baltic birch plywood and sealed in an outdoor finishing material. Stainless steel hardware is used in all construction points.

CARE & MAINTENANCE

Regular cleaning is the best way to keep cushions and fabrics looking good. Periodically brush off dirt before it becomes embedded in the fabrics and wipe up spills immediately for best results. When you have a new stain, try this cleaning method first.

- Blot (don't rub) liquid spills with a clean, dry cloth. For oil-based spills, apply an absorbent such as corn starch, then remove with a straight edge.
- Spray on a mild cleaning solution of soap (such as Dawn or Woolite) and water: use a sponge or very soft bristle brush to lightly agitate the stain.
- Rinse the fabric thoroughly to remove all soap residue.
- Air dry. DO NOT PUT CASING OR SLIPCOVER IN A DRYER.



TEAK

PRODUCT CARE

FRAME CONSTRUCTION

LANE VENTURE uses only A-grade, plantation-raised teak. Teak is the best wood for luxury outdoor furniture due to its high oil content, which makes it stand up to extreme environmental conditions and insect and rot repellent. Our teak is responsibly sourced from re-forested teak plantations, meaning no natural teak forests are being damaged or diminished. We employ best-in-class construction techniques that include kiln drying, finger joinery and box joints. Together, all of this ensures that your product will withstand prolonged outdoor exposure.

FINISH

Natural Teak

Teak is a low maintenance wood, and we recommend that you allow your furniture to age naturally. Its close, tight grain and abundance of natural oils make teak hard-wearing and highly resistant to rotting, sunshine, snow and rain. After prolonged exposure, teak's original golden honey color will begin to transition to a soft and silvery gray. Natural teak shouldn't be painted or sealed at home; it won't adhere properly and will eventually peel off.

Pre-finished Teak

The Paloma finish is hand applied in a multi-step process that starts with wire brushing to enhance the natural wood grain and emulates a weathered look. As with any painted finish, it will wear over time. Subtle fading in color and wear of the finish may occur. This is normal. Both the solid teak frame and the applied finish will patina over time and eventually blend for a consistent look.

CARE & MAINTENANCE - FRAMES

Teak expands and contracts with changes in the environment. This movement can cause hairline cracks in the wood and at joint locations. This does not affect the structural integrity of the product and is not grounds for replacement. Due to the high oil content of teak wood, some of it will come to the surface of the product. This appears sometimes as streaks or spots that are brown or red in color. This is natural and unavoidable. As the oil evaporates over a period of months, it will subside. During this oil surfacing, you may notice oil stains on your cushions, particularly if they are light in color. The use of a wood protector will help mitigate some of the oil surfacing and fabric staining.

CLEANING

Minimal maintenance is required to keep teak wood looking good. Dust and dirt can collect on the furniture, and over time may turn into mildew.

Depending on your environment, cleaning is suggested every 3-6 months. Routine cleaning is recommended every 3 months for warm, humid environments, and every 6 months for cool, dry climates.

Periodically clean your furniture using water and a mild cleanser such as dish soap and a soft nylon brush. You may also use a teak cleaner, available through your local LANE VENTURE retailer.

WOVEN PRODUCT CARE

FRAME CONSTRUCTION

Each piece of synthetic wicker is hand woven by experienced artisans over a strong powder-coated aluminum frame. LANE VENTURE products feature the highest grade of durable, UV-resistant polyethylene (PE) fibers. Fixtures and jigs specially designed for each collection are used to assure uniform frame sizing during production.

FINISH

By combining synthetic fibers of differing textures and unique colors during the weaving process, LANE VENTURE is able to achieve a unique richness and depth that gives each collection the look and feel of a natural product. And since the color goes all the way through the fiber, you can be assured that it will remain consistent for many years.

CARE & MAINTENANCE - FRAMES

Minimal maintenance is required to keep your hand-woven synthetic wicker furniture looking fresh.

- Periodically wash with soft cloth, mild soap and water.
- Rinse well.
- Dry with a soft towel or let air dry.
- Avoid harsh abrasive cleaners.

LAVA STONE

PRODUCT CARE

CHARACTERISTICS

Honed with a matte finish, the visible veining highlights the unique character of each piece. With its natural durability, lava stone can live outside in a range of environments. Each piece has inherent variations in color, veining, texture and surface details. These characteristics should be expected and embraced. No two pieces will be alike.

CARE & MAINTENANCE

- Wash periodically with a clean, damp cloth.

If necessary, a small amount of mild dish-washing liquid may be used.

- Lava Stone has natural pitting that can collect debris; dust regularly or use a handheld vacuum, or a soft-bristled brush with water and mild soap.

- Avoid the use of harsh chemicals or abrasive cleaning materials.

- The use of a re-sealer is recommended. Apply once a year or as needed.

RECOMMENDATIONS

- Use placemats or trivets under hot items and coasters under drinks

- Avoid spilling acidic substances such as wine, juice, coffee and tomato sauce.

- Wipe spills immediately with a soft, dry cloth. If needed, use warm water and mild dish soap.

- Lava stone can be nicked, scratched, chipped and stained. Avoid placing sharp or heavy objects on the surface.

- Do not let water or other liquids sit on the surface for prolonged periods. Remove any potted plants or bowls after rain showers.

A photograph of a glass of red wine on a white marble countertop. The glass is partially filled with red wine and is positioned in the upper left quadrant of the image. The marble has a subtle, light-colored veining pattern. To the right of the glass, a dark-colored plate or bowl is partially visible. The overall scene is brightly lit, creating soft shadows and highlighting the textures of the glass and marble.

HIGH PRESSURE LAMINATE PRODUCT CARE

FRAME CONSTRUCTION & CHARACTERISTICS

High Pressure Laminate or HPL tabletops are highly durable and resistant to scratches, impact, and general wear and tear. They can withstand heavy daily use, making them suitable for both residential and commercial environments.

- Excellent moisture resistance, making them suitable for use in areas with high humidity or occasional exposure to liquids.
- Easy to clean and maintain.
- The non-porous nature prevents the absorption of dirt or liquids, simplifying the cleaning process.

CARE & MAINTENANCE

Minimal maintenance is required to keep HPL tops looking fresh. Periodically wash with soft cloth, mild soap and water. Rinse well. Dry with a soft towel or let air dry. Avoid harsh abrasive cleaners as they may damage the surface.

RECOMMENDATIONS

- Wipe up spills promptly to prevent staining or potential damage. Use a damp cloth or sponge to gently blot the spill, and then dry the area thoroughly.
- Although HPL surfaces are heat-resistant, it's advisable to use trivets, hot pads, or coasters under hot cookware, dishes, or utensils. This precautionary measure helps to protect the surface from potential heat damage.
- Use placemats or tablecloths when placing objects with rough or sharp edges on the table.
- Do not let water or other liquids sit on the surface for prolonged periods. Remove any potted plants or bowls after rain showers.
- Avoid dragging or sliding heavy or sharp objects across the tabletop, as they may cause scratches or abrasions.
- Avoid using harsh chemicals, solvents, or abrasive cleaners on the HPL surface, as they may damage the protective layer or affect the appearance of the tabletop. Stick to mild, non-abrasive cleaners specifically designed for laminate surfaces.



CUSHIONS & FABRICS PRODUCT CARE

CARE & MAINTENANCE

Regular cleaning is the best way to keep cushions and fabrics looking good. Periodically brush off dirt before it becomes embedded in the fabrics and wipe up spills immediately for best results. When you have a new stain, try at home cleaning method first.

However, if cleaning requires the assistance of a professional cleaner, be sure to inquire about a firm's experience working with outdoor fabrics and knowledge of cleaning and re-treatment requirements.

REMOVING MOLD AND MILDEW

LANE VENTURE fabrics do not promote mildew growth: however, mildew may grow on accumulated dirt if it's not removed from the cushions. To remove mold or mildew: Prepare a solution of 1 cup of bleach and one fourth cup mild soap per gallon of water.

Spray on entire area and allow to soak into the fabric for 15 minutes.

- Clean entire surface area with a sponge, clean towel or very soft bristle brush.
- Rinse the fabric thoroughly to remove all soap residue.
- Air dry. **DO NOT PUT CUSHION CASING IN A DRYER.**
- For severe mold/mildew growth, bleach quantities may be increased.
- It is best to clean the entire surface area of the fabric to avoid water rings and stains.

SOFAS



DESIGNER LABEL
MIMI BY CELERIE KEMBLE
216-03 SOFA
W78 D36 H36 ARM H23
Page 166



DESIGNER LABEL
BOOKS BY CELERIE KEMBLE
220-03/220-03B SOFA
W81 D35 H35 ARM H24
Page 164



DESIGNER LABEL
CLEARY BY CELERIE KEMBLE
526-03 SOFA
W88 D34 H35 ARM H25
Page 165



DESIGNER LABEL
HEMINGWAY LOGGIA
5523-03 SOFA
W84 D38 H40 ARM H24
Page 167



DESIGNER LABEL
HEMINGWAY ISLANDS
5531-03 SOFA
W85 D40 H36 ARM H24
Page 170



ALUMINUM
LANGHAM
203-03 SOFA
W76 D35 H38 ARM H25
Page 171



ALUMINUM
WINTERTHUR ESTATE
231-03 SOFA
W75 D36 H34 ARM H24
Page 172



ALUMINUM
WINTERTHUR ESTATE
231-58 DAYBED
W83 D37 H43 ARM H37
Page 172



ALUMINUM
WINTERTHUR ESTATE
231-59 DAYBED CANOPY
W83 D36 H46
Page 172



CUSTOM CASUAL
MONTEREY
400-03 SOFA
W80 D36 H40 ARM H24
Page 176



CUSTOM CASUAL
SANTA ROSA
408-03 SOFA
W78 D32 H37 ARM H24
Page 177



CUSTOM CASUAL
MONTANA
410-03 SOFA
W87 D37 H44 ARM H25
Page 178



CUSTOM CASUAL
WILLOW
414-03 SOFA
W84 D37 H44 ARM H25
Page 180



CUSTOM CASUAL
WILLOW
414-33 GARDEN SOFA
W87 D32 H36 ARM H30
Page 181



CUSTOM CASUAL
SMITH LAKE
419-03 SOFA
W81 D38 H44 ARM H25
Page 179



CUSTOM CASUAL
SMITH LAKE LUXE
419-33 LUXE SOFA
W87 D38 H44 ARM H25
Page 179



SLIPCOVER UPHOLSTERY
HARRISON
810-03 SOFA
W78 D38 H36 ARM H28
Page 192



SLIPCOVER UPHOLSTERY
ELENA
825-03 SOFA
W81 D37 H40 ARM H24
Page 193



TIGHT UPHOLSTERY
CHARLOTTE
894-03 SOFA
W81 D37 H40 ARM H24
Page 194



TIGHT UPHOLSTERY
FINLEY
897-03 SOFA
W78 D38 H34 ARM H28
Page 196



TIGHT UPHOLSTERY
JEFFERSON
898-03 SOFA
W88 D46 H36 ARM H26
Page 197



TEAK
AVILA
370-03 SOFA
W80 D30 H36 ARM H26
Page 199



TEAK
EDGEWOOD
371-03 SOFA
W80 D34 H35 ARM H22
Page 200



TEAK
CARLSBAD
389-03 SOFA
W81 D31 H38 ARM H24
Page 201



WOVEN
MORAYA BAY
504-03 SOFA
W84 D36 H36 ARM H23
Page 203



WOVEN
REQUISITE
529-03 SOFA
W84 D37 H37 ARM H25
Page 204



WOVEN
LENOX HILL
532-03/532-03B SOFA
W81 D31 H36 ARM H27
Page 205



WOVEN
OASIS
536-03 SOFA
W85 D38 H38 ARM H25
Page 206



WOVEN
MYSTIC HARBOR
558-03 SOFA
W81 D36 H39 ARM H23
Page 209



WOVEN
SOUTH HAMPTON
790-03 SOFA
W84 D38 H35 ARM H26
Page 210

LOVESEATS



DESIGNER LABEL
MIMI BY CELERIE KEMBLE
216-02 LOVESEAT
W55 D36 H36 ARM H23
Page 166



DESIGNER LABEL
MIMI BY CELERIE KEMBLE
216-51 CUDDLE CHAIR
W42 D36 H36 ARM H23
Page 166



DESIGNER LABEL
MIMI BY CELERIE KEMBLE
216-59 CUDDLE CANOPY
W39 D32 H30
Page 166



DESIGNER LABEL
CLEARY BY CELERIE KEMBLE
526-02 LOVESEAT
W63 D34 H35 ARM H25
Page 165



DESIGNER LABEL
HEMINGWAY ISLANDS
5531-02 LOVESEAT
W60 D40 H37 ARM H24
Page 170



CUSTOM CASUAL
MONTEREY
400-02 LOVESEAT
W55 D36 H40 ARM H24
Page 176



CUSTOM CASUAL
SANTA ROSA
408-02 LOVESEAT
W53 D32 H37 ARM H24
Page 177



CUSTOM CASUAL
MONTANA
410-02 LOVESEAT
W58 D37 H44 ARM H25
Page 178



CUSTOM CASUAL
WILLOW
414-02 LOVESEAT
W56 D37 H44 ARM H25
Page 180



TEAK
EDGEWOOD
371-02 LOVESEAT
W54 D34 H35 ARM H22
Page 200



TIGHT UPHOLSTERY
CHARLOTTE
894-02 LOVESEAT
W57 D37 H40 ARM H24
Page 194



TIGHT UPHOLSTERY
FINLEY
897-02 LOVESEAT
W57 D38 H34 ARM H28
Page 196



TIGHT UPHOLSTERY
JEFFERSON
898-02 LOVESEAT
W62 D46 H36 ARM H26
Page 197



WOVEN
REQUISITE
529-02 LOVESEAT
W59 D37 H37 ARM H25
Page 204



WOVEN
OASIS
536-02 LOVESEAT
W60 D38 H38 ARM H25
Page 206



WOVEN
MYSTIC HARBOR
558-02 LOVESEAT
W56 D36 H39 ARM H23
Page 209



WOVEN
SOUTH HAMPTON
790-02 LOVESEAT
W60 D38 H35 ARM H26
Page 210

SECTIONALS & MODULARS

CONNECTOR HARDWARE INCLUDED



DESIGNER LABEL
CLEARY BY CELERIE KEMBLE
526-10 ARMLESS CHAIR
W26 D34 H35
Page 165



DESIGNER LABEL
CLEARY BY CELERIE KEMBLE
526-15 CORNER CHAIR
W34 D34 H35
Page 165



DESIGNER LABEL
CLEARY BY CELERIE KEMBLE
**526-21 LF ONE ARM
LOVESEAT**
W57 D34 H35 ARM H25
Page 165



DESIGNER LABEL
CLEARY BY CELERIE KEMBLE
**526-22 RF ONE ARM
LOVESEAT**
W57 D34 H35 ARM H25
Page 165



DESIGNER LABEL
HEMINGWAY
**5511-16 CHESTERFIELD
CRESCENT WEDGE**
W61 D42 H35 ARM H31
Page 168

SECTIONALS & MODULARS

CONNECTOR HARDWARE INCLUDED



CUSTOM CASUAL
WILLOW
414-10 ARMLESS CHAIR
W31 D32 H35
Page 180



CUSTOM CASUAL
WILLOW
414-11 LF ARM CHAIR
W32 D32 H35 ARM H30
Page 180



CUSTOM CASUAL
WILLOW
414-12 RF ARM CHAIR
W32 D32 H35 ARM H30
Page 180



CUSTOM CASUAL
WILLOW
414-15 CORNER CHAIR
W32 D32 H35 ARM H30
Page 180



CUSTOM CASUAL
WILLOW
414-55 SECT. OTTOMAN
W31 D31 H18
Page 180



WOVEN
REQUISITE
529-10 ARMLESS CHAIR
W27 D37 H37
Page 204



WOVEN
REQUISITE
529-20 ARMLESS LOVESEAT
W52 D37 H37
Page 204



WOVEN
REQUISITE
529-12 LF ONE ARM CHAIR
W31 D37 H37 ARM H25
Page 204



WOVEN
REQUISITE
529-11 RF ONE ARM CHAIR
W31 D37 H37 ARM H25
Page 204



WOVEN
REQUISITE
529-16 CORNER CHAIR
W37 D37 H37
Page 204



WOVEN
OASIS
536-10 ARMLESS CHAIR
W26 D38 H38
Page 206



WOVEN
OASIS
536-11 LF ONE ARM CHAIR
W31 D38 H38 ARM H25
Page 206



WOVEN
OASIS
536-12 RF ONE ARM CHAIR
W31 D38 H38 ARM H25
Page 206



WOVEN
OASIS
536-15 CORNER WEDGE
W71 D63 H38
Page 206



WOVEN
OASIS
536-16 CORNER CHAIR
W38 D38 H38
Page 206



WOVEN
OASIS
**536-17 CURVED
ARMLESS LOVESEAT**
W62 D41 H38
Page 206



WOVEN
OASIS
536-20 ARMLESS LOVESEAT
W51 D38 H38
Page 206



WOVEN
CAMPBELL
540-05 OTTOMAN
W38 D38 H20
Page 208



WOVEN
CAMPBELL
540-10 ARMLESS CHAIR
W38 38 D38
Page 208



WOVEN
CAMPBELL
540-15 CORNER CHAIR
W38 D38 H38
Page 208



WOVEN
SOUTH HAMPTON
790-10 ARMLESS CHAIR
W26 D39 H35
Page 210



WOVEN
SOUTH HAMPTON
790-15 CORNER CHAIR
W39 D39 H35
Page 210



WOVEN
SOUTH HAMPTON
790-16 CORNER WEDGE
W66 D42 H35
Page 210



WOVEN
SOUTH HAMPTON
790-22 LF ONE ARM LOVESEAT
W55 D39 H35 ARM H26
Page 210



WOVEN
SOUTH HAMPTON
790-21 RF ONE ARM LOVESEAT
W55 D39 H35 ARM H26
Page 210

SECTIONALS & MODULARS

CONNECTOR HARDWARE INCLUDED

PRODUCTS BY CATEGORY



SLIPCOVER UPHOLSTERY
ELENA
825-10
ARMLESS CHAIR
W25 D37 H40
Page 193



SLIPCOVER UPHOLSTERY
ELENA
825-16
CORNER CHAIR
W37 D37 H40
Page 193



SLIPCOVER UPHOLSTERY
ELENA
825-21
RF ONE ARM LOVESEAT
W54 D37 H40 ARM H24
Page 193



SLIPCOVER UPHOLSTERY
ELENA
825-22
LF ONE ARM LOVESEAT
W54 D37 H40 ARM H24
Page 193



TIGHT UPHOLSTERY
CHARLOTTE
894-10 **ARMLESS CHAIR**
W25 D37
H40
Page 194



TIGHT UPHOLSTERY
CHARLOTTE
894-16
CORNER CHAIR
W37 D37 H40
Page 194



TIGHT UPHOLSTERY
CHARLOTTE
894-21
LF ONE ARM LOVESEAT
W54 D37 H40 ARM H24
Page 194



TIGHT UPHOLSTERY
CHARLOTTE
894-22
RF ONE ARM LOVESEAT
W54 D37 H40 ARM H24
Page 194



TIGHT UPHOLSTERY
COLSON
896-05
OTTOMAN
W38 D38 H19
Page 195



TIGHT UPHOLSTERY
COLSON
896-10
ARMLESS CHAIR
W38 38 D37
Page 195



TIGHT UPHOLSTERY
COLSON
896-15
CORNER CHAIR
W38 D38 H37
Page 195



TIGHT UPHOLSTERY
FINLEY
897-10
ARMLESS CHAIR
W25 D38 H34
Page 196



TIGHT UPHOLSTERY
FINLEY
897-16
CORNER WEDGE
W72 D41 H34
Page 196



TIGHT UPHOLSTERY
FINLEY
897-21
LF ONE ARM LOVESEAT
W56 D38 H34 ARM H28
Page 196



TIGHT UPHOLSTERY
FINLEY
897-22
RF ONE ARM LOVESEAT
W56 D38 H34 ARM H28
Page 196



TIGHT UPHOLSTERY
FINLEY
897-41
LF ONE ARM CHAISE
W28 D67 H34 ARM H28
Page 196



TIGHT UPHOLSTERY
FINLEY
897-42
RF ONE ARM CHAISE
W28 D67 H34 ARM H28
Page 196



TIGHT UPHOLSTERY
JEFFERSON
898-10
ARMLESS CHAIR
W25 D46 H36
Page 197



TIGHT UPHOLSTERY
JEFFERSON
898-16
CORNER CHAIR
W46 D46 H36
Page 197



TIGHT UPHOLSTERY
JEFFERSON
898-21
LF ONE ARM LOVESEAT
W56 D46 H36 ARM H26
Page 197



TIGHT UPHOLSTERY
JEFFERSON
898-22
RF ONE ARM LOVESEAT
W56 D46 H36 ARM H26
Page 197



TIGHT UPHOLSTERY
JEFFERSON
898-41
LF ONE ARM CHAISE
W31 D68 H36 ARM H26
Page 197



TIGHT UPHOLSTERY
JEFFERSON
898-42
RF ONE ARM CHAISE
W31 D68 H36 ARM H26
Page 197

LOUNGE CHAIRS



DESIGNER LABEL
MIMI BY CELERIE KEMBLE
216-01 LOUNGE CHAIR
W30 D36 H36 ARM H23
Page 166



DESIGNER LABEL
BROOKS BY CELERIE KEMBLE
220-01 LOUNGE CHAIR
W28 D35 H35 ARM H24
Page 164



DESIGNER LABEL
CLEARY BY CELERIE KEMBLE
526-01 LOUNGE CHAIR
W36 D34 H35 ARM H25
Page 165



DESIGNER LABEL
HEMINGWAY
5515-01 OCCASIONAL CHAIR
W28 D35 H34
Page 168



DESIGNER LABEL
HEMINGWAY LOGGIA
5523-01 LOUNGE CHAIR
W32 D38 H40 ARM H24
Page 167



DESIGNER LABEL
HEMINGWAY ISLANDS
5531-01 LOUNGE CHAIR
W35 D40 H36 ARM H24
Page 170



DESIGNER LABEL
HEMINGWAY ISLANDS
5531-06 ACCENT CHAIR
W30 D29 H38 ARM H26
Page 170



ALUMINUM
LANGHAM
203-01 LOUNGE CHAIR
W28 D35 H38 ARM H25
Page 171



ALUMINUM
WINTERTHUR ESTATE
**231-01 LOUNGE CHAIR
MESH**
W28 D35 H34 ARM H24
Page 172



ALUMINUM
WINTERTHUR ESTATE
**231-01 LOUNGE CHAIR
X BACK**
W28 D35 H34 ARM H24
Page 172



CUSTOM CASUAL
MONTEREY CUSHION
400-01 LOUNGE CHAIR
W30 D36 H40 ARM H24
Page 176



CUSTOM CASUAL
SANTA ROSA
400-01 LOUNGE CHAIR
W28 D32 H37 ARM H24
Page 177



CUSTOM CASUAL
MONTANA
410-01 LOUNGE CHAIR
W32 D37 H44 ARM H25
Page 178



CUSTOM CASUAL
WILLOW
414-01 LOUNGE CHAIR
W29 D37 H44 ARM H25
Page 180



CUSTOM CASUAL
WILLOW
414-06 GARDEN CHAIR
W32 D32 H36 ARM H30
Page 181



CUSTOM CASUAL
SMITH LAKE CUSHION
419-01 LOUNGE CHAIR
W31 D38 H44 ARM H25
Page 179



UPHOLSTERY
HARRISON
810-17 SWIVEL CHAIR
W25 D38 H36
Page 192



UPHOLSTERY
ELENA
825-01 LOUNGE CHAIR
W34 D37 H40 ARM H24
Page 193



TIGHT UPHOLSTERY
FINLEY
897-01 LOUNGE CHAIR
W31 D38 H34 ARM H28
Page 196



TIGHT UPHOLSTERY
JEFFERSON
898-01 LOUNGE CHAIR
W41 D46 H36 ARM H26
Page 197



TEAK
AVILA
370-01 LOUNGE CHAIR
W32 D30 H36 ARM H26
Page 199



TEAK
EDGEWOOD
371-01 LOUNGE CHAIR
W29 D34 H35 ARM H22
Page 200



TEAK
CARLSBAD
389-01 LOUNGE CHAIR
W35 D31 H38 ARM H24
Page 201



WOVEN
MORAYA BAY
504-01 LOUNGE CHAIR
W34 D36 H36 ARM H23
Page 203



WOVEN
REQUISITE
529-01 LOUNGE CHAIR
W34 D37 H37 ARM H25
Page 204



WOVEN
LENOX HILL
532-01 LOUNGE CHAIR
W32 D31 H36 ARM H27
Page 205



WOVEN
OASIS
536-01 LOUNGE CHAIR
W35 D39 H38 ARM H25
Page 206



WOVEN
MYSTIC HARBOR
558-01 LOUNGE CHAIR
W31 D36 H39 ARM H23
Page 209



WOVEN
SOUTH HAMPTON
790-01 LOUNGE CHAIR
W35 D38 H35 ARM H26
Page 210



CUSTOM CASUAL
MONTEREY SLING
401-01 LOUNGE CHAIR
W30 D32 H38 ARM H24
Page 182



CUSTOM CASUAL
ESCAPE SLING
420-01 LOUNGE CHAIR
W28 D43 H34 ARM H22
Page 184



CUSTOM CASUAL
ESCAPE SLING
420-04 ACCENT CHAIR
W28 D37 H34 ARM H24
Page 184

SWIVELS & GLIDERS

PRODUCTS BY CATEGORY



DESIGNER LABEL
MIMI BY CELERIE KEMBLE
216-86 SWIVEL GLIDER
W30 D36 H36 ARM H23
Page 166



DESIGNER LABEL
BROOKS BY CELERIE KEMBLE
220-86 SWIVEL GLIDER
W28 D35 H35 ARM H24
Page 164



DESIGNER LABEL
CLEARY BY CELERIE KEMBLE
526-86 SWIVEL GLIDER
W36 D34 H35 ARM H25
Page 165



DESIGNER LABEL
HEMINGWAY LOGGIA
552-73 SWIVEL ROCKER
W32 D38 H40 ARM H24
Page 167



DESIGNER LABEL
HEMINGWAY ISLANDS
553-73 SWIVEL ROCKER
W35 D38 H36 ARM H25
Page 170



ALUMINUM
WINTERTHUR ESTATE
**231-73 SWIVEL
ROCKER - MESH**
W28 D36 H34 ARM H25
Page 172



ALUMINUM
WINTERTHUR ESTATE
**231-76 SWIVEL ROCKER
X BACK**
W28 D36 H34 ARM H25
Page 172



CUSTOM CASUAL
MONTEREY CUSHION
400-73 SWIVEL CHAIR
W30 D36 H39 ARM H25
Page 176



CUSTOM CASUAL
SANTA ROSA CUSHION
408-73 SWIVEL CHAIR
W28 D33 H37 ARM H25
Page 177



CUSTOM CASUAL
MONTANA
410-73 SWIVEL CHAIR
W32 D37 H44 ARM H25
Page 178



CUSTOM CASUAL
MONTANA
410-76 SPRING CHAIR
W32 D37 H44 ARM H25
Page 178



CUSTOM CASUAL
WILLOW
414-73 SWIVEL CHAIR
W29 D37 H44 ARM H25
Page 180



CUSTOM CASUAL
WILLOW GARDEN
414-75 SWIVEL ROCKER
W32 D32 H36 ARM H30
Page 181



CUSTOM CASUAL
WILLOW
414-76 SPRING CHAIR
W29 D37 H44 ARM H25
Page 180



CUSTOM CASUAL
SMITH LAKE CUSHION
419-73 SWIVEL CHAIR
W31 D38 H44 ARM H25
Page 179



CUSTOM CASUAL
SMITH LAKE CUSHION
**419-75 LUXE
SWIVEL ROCKER**
W40 D38 H44 ARM H25
Page 179



SLIPCOVER UPHOLSTERY
HARRISON
810-17 SWIVEL CHAIR
W25 D38 H36
Page 192



SLIPCOVER UPHOLSTERY
HARRISON
810-87 SWIVEL CHAIR
W31 D36 H36 ARM H28
Page 192



SLIPCOVER UPHOLSTERY
ELENA
825-87 SWIVEL CHAIR
W34 D37 H40 ARM H24
Page 193



SLIPCOVER UPHOLSTERY
ELENA
825-97 TUB SWIVEL CHAIR
W33 D37 H35 ARM H25
Page 193



TIGHT UPHOLSTERY
CHARLOTTE
894-87 SWIVEL CHAIR
W34 D37 H40 ARM H24
Page 194



TIGHT UPHOLSTERY
CHARLOTTE
**894-97 TUB
SWIVEL CHAIR**
W34 D37 H40 ARM H24
Page 194



TIGHT UPHOLSTERY
FINLEY
897-87 SWIVEL CHAIR
W31 D36 H34 ARM H28
Page 196



TEAK
EDGEWOOD
371-73 SWIVEL ROCKER
W29 D34 H35 ARM H22
Page 200



WOVEN
MORAYA BAY
504-86 SWIVEL GLIDER
W34 D39 H40 ARM H23
Page 203



WOVEN
REQUISITE
529-86 SWIVEL GLIDER
W34 D37 H37 ARM H25
Page 204



WOVEN
LENOX HILL
532-73 SWIVEL ROCKER
W32 D31 H36 ARM H27
Page 205



WOVEN
OASIS
536-86 SWIVEL GLIDER
W35 D39 H38 ARM H25
Page 206



WOVEN
CAMPBELL
540-75 SWIVEL CHAIR
W40 D38 H36 ARM H24
Page 208



WOVEN
COCOON
549-75 HIGH BACK SWIVEL
W40 D38 H45 ARM H25
Page 208



WOVEN
MYSTIC HARBOR
558-86 SWIVEL GLIDER
W31 D36 H39 ARM H23
Page 209



WOVEN
SOUTH HAMPTON
790-86 SWIVEL GLIDER
W35 D38 H35 ARM H26
Page 210



WOVEN
SOUTH HAMPTON
790-94 DOUBLE GLIDER
W60 D38 H35 ARM H26
Page 210



CUSTOM CASUAL
MONTEREY SLING
401-76 SWIVEL ROCKER
W30 D31 H38 ARM H24
Page 182

OTTOMANS



DESIGNER LABEL
MIMI BY CELERIE KEMBLE
216-05 OTTOMAN
W24 D22 H19
Page 166



DESIGNER LABEL
MIMI BY CELERIE KEMBLE
216-50 CUDDLE OTTOMAN
W40 D24 H19
Page 166



DESIGNER LABEL
BROOKS BY CELERIE KEMBLE
220-05 OTTOMAN
W26 D22 H19
Page 164



DESIGNER LABEL
CLEARY BY CELERIE KEMBLE
526-05 OTTOMAN
W26 D23 H19
Page 165



DESIGNER LABEL
HEMINGWAY
5515-05 OTTOMAN
W24 D27 H16
Page 168



DESIGNER LABEL
HEMINGWAY LOGGIA
5523-05 OTTOMAN
W27 D27 H20
Page 167



DESIGNER LABEL
HEMINGWAY ISLANDS
5531-05 OTTOMAN
W28 D23 H20
Page 170



ALUMINUM
LANGHAM
203-05 OTTOMAN
W25 D18 H20
Page 171



ALUMINUM
WINTERTHUR ESTATE
231-05 OTTOMAN
W25 D25 H20
Page 172



ALUMINUM
WINTERTHUR ESTATE
231-09 BENCH
W72 D18 H33 ARM H32
Page 172



ALUMINUM
WINTERTHUR ESTATE
231-55 DAYBED OTTOMAN
W78 D24 H20 ARM H18
Page 172



CUSTOM CASUAL
MONTEREY
400-05 OTTOMAN
W30 D23 H19
Page 176



CUSTOM CASUAL
SANTA ROSA
408-05 OTTOMAN
W25 D24 H21
Page 177



CUSTOM CASUAL
MONTANA
410-05 OTTOMAN
W25 D25 H19
Page 178



CUSTOM CASUAL
WILLOW
414-05 OTTOMAN
W25 D25 H19
Page 180



CUSTOM CASUAL
SMITH LAKE
419-05 OTTOMAN
W26 D23 H17
Page 179



SLIPCOVER UPHOLSTERY
ELENA
825-06 COCKTAIL OTTOMAN
W48 D48 H20
Page 193



SLIPCOVER UPHOLSTERY
ELENA
825-09 POUF
W17 D17 H20
Page 193



TIGHT UPHOLSTERY
CHARLOTTE
894-05 OTTOMAN
W25 D22 H20
Page 194



TIGHT UPHOLSTERY
COLSON
896-05 OTTOMAN
W38 D38 H19
Page 195



TIGHT UPHOLSTERY
FINLEY
897-05 OTTOMAN
W25 D22 H19
Page 196



TIGHT UPHOLSTERY
JEFFERSON
898-05 OTTOMAN
W30 D22 H20
Page 197



TEAK
AVILA
370-05 OTTOMAN
W24 D24 H17
Page 199



TEAK
EDGEWOOD
371-05 OTTOMAN
W27 D23 H18
Page 200



TEAK
CARLSBAD
389-05 OTTOMAN
W25 D25 H17
Page 201



WOVEN
MORAYA BAY
504-05 OTTOMAN
W24 D22 H20
Page 203



WOVEN
REQUISITE
529-05 OTTOMAN
W32 D27 H21
Page 204



WOVEN
LENOX HILL
532-05 OTTOMAN
W26 D26 H20
Page 205



WOVEN
OASIS
536-05 OTTOMAN
W25 D25 H20
Page 206



WOVEN
CAMPBELL
540-05 OTTOMAN
W38 D38 H20
Page 208



WOVEN
COCOON
549-05 OTTOMAN
W21 D17 H20
Page 208



WOVEN
MYSTIC HARBOR
558-05 OTTOMAN
W24 D22 H20
Page 209



WOVEN
SOUTH HAMPTON
790-05 OTTOMAN
W28 D24 H19
Page 210



CUSTOM CASUAL
ESCAPE SLING
420-05 OTTOMAN
W25 D25 H14
Page 184

CHAISE LOUNGERS

PRODUCTS BY CATEGORY



DESIGNER LABEL
MIMI BY CELERIE KEMBLE
216-64 MORRIS CHAISE
W30 D78 H36 ARM H23
Page 166



DESIGNER LABEL
HEMINGWAY ISLANDS
5531-40 ADJUSTABLE CHAISE
W36 D70 H44 ARM H26
Page 170



ALUMINUM
LANGHAM
203-40 ADJUSTABLE CHAISE
W29 D77 H41
Page 171



ALUMINUM
WINTERTHUR ESTATE
231-40 ADJUSTABLE CHAISE
W28 D82 H43 ARM H23
Page 172



CUSTOM CASUAL
MONTEREY
400-40 ADJUSTABLE CHAISE
W28 D84 H38 ARM H23
Page 176



CUSTOM CASUAL
SANTA ROSA
408-40 ADJUSTABLE CHAISE
W26 D83 H45
Page 177



CUSTOM CASUAL
MONTANA
410-40 ADJUSTABLE CHAISE
W26 D80 H43
Page 178



CUSTOM CASUAL
WILLOW
414-40 ADJUSTABLE CHAISE
W26 D80 H43
Page 180



CUSTOM CASUAL
SMITH LAKE
419-40 ADJUSTABLE CHAISE
W33 D77 H39 ARM H23
Page 179



TEAK
EDGEWOOD
371-40 ADJUSTABLE CHAISE
W30 D79 H42 ARM H22
Page 200



WOVEN
REQUISITE
529-40 ADJUSTABLE CHAISE
W33 D80 H39
Page 204



WOVEN
OASIS
536-40 ADJUSTABLE CHAISE
W33 D81 H41
Page 206



WOVEN
MYSTIC HARBOR
558-40 ADJUSTABLE CHAISE
W33 D86 H44
Page 209



WOVEN
SOUTH HAMPTON
790-40 ADJUSTABLE CHAISE
W32 D84 H45
Page 210



WOVEN
SOUTH HAMPTON
790-59 ROUND CHAISE
W61 D61 H37 ARM H26
Page 210



CUSTOM CASUAL
MONTEREY SLING
401-40 ADJUSTABLE CHAISE
W25 D84 H36 ARM H24
Page 182



CUSTOM CASUAL
CYPRESS SLING
402-40 STACKABLE ADJ. CHAISE
W25 D74 H41
Page 185



CUSTOM CASUAL
CAPSTONE SLING
404-40 STACKABLE ADJ. CHAISE
W27 D86 H40
Page 183



CUSTOM CASUAL
SEASIDE SLING
405-40 STACKABLE ADJ. CHAISE
W27 D82 H40
Page 185



CUSTOM CASUAL
BAYSIDE SLING
406-40 STACKABLE ADJ. CHAISE
W31 D85 H43 ARM H23
Page 185



CUSTOM CASUAL
SMITH LAKE SLING
418-40 ADJUSTABLE CHAISE
W29 D79 H41 ARM H23
Page 184



CUSTOM CASUAL
ESCAPE SLING
420-40 CHAISE
W25 D71 H26
Page 184

DINING & ACCENT CHAIRS



DESIGNER LABEL
MIMI BY CELERIE KEMBLE
216-79 DINING CHAIR
W25 D27 H37 ARM H25
Page 166



DESIGNER LABEL
HEMINGWAY
5501-79 ACCENT CHAIR
W25 D31 H38 ARM H26
Page 168



DESIGNER LABEL
HEMINGWAY
5525-79 FLORENTINE DINING CHAIR
W23 D27 H37 ARM H24
Page 169



DESIGNER LABEL
HEMINGWAY ISLANDS
5531-79 DINING ARM CHAIR
W25 D27 H40 ARM H26
Page 170



ALUMINUM
LANGHAM
203-79 DINING ARM CHAIR
W24 D27 H37 ARM H26
Page 171



ALUMINUM
LANGHAM
203-99 OPTIONAL BACK CUSHION
W21 D2.5 H19
Page 171



ALUMINUM
WINTERTHUR ESTATE
231-79 DINING ARM CHAIR
W23 D25 H36 ARM H25
Page 172



CUSTOM CASUAL
MONTEREY
400-46 SWIVEL DINING ARM CHAIR
W27 D32 H40 ARM H24
Page 176



CUSTOM CASUAL
MONTEREY
400-79 DINING ARM CHAIR
W27 D32 H40 ARM H24
Page 176



CUSTOM CASUAL
SANTA ROSA
408-46 SWIVEL DINING ARM CHAIR
W23 D30 H37 ARM H24
Page 177



CUSTOM CASUAL
SANTA ROSA
408-79 DINING ARM CHAIR
W23 D30 H37 ARM H24
Page 177



CUSTOM CASUAL
MONTANA
410-78 DINING SIDE CHAIR
W20 D25 H42
Page 178



CUSTOM CASUAL
MONTANA
410-79 DINING ARM CHAIR
W26 D25 H42 ARM H25
Page 178



CUSTOM CASUAL
WILLOW
414-78 DINING SIDE CHAIR
W20 D25 H42
Page 180



CUSTOM CASUAL
WILLOW
414-79 DINING ARM CHAIR
W23 D25 H42 ARM H25
Page 180



SLIPCOVER UPHOLSTERY
MEGHAN
820-78 DINING CHAIR
W23 D30 H43 ARM H20
Page 198



SLIPCOVER UPHOLSTERY
ELENA
825-40 DINING CHAIR
W20 D24 H34
Page 193, 198



SLIPCOVER UPHOLSTERY
BENNETT
837-78 DINING CHAIR
W23 D30 H42
Page 198



SLIPCOVER UPHOLSTERY
BENNETT
837-79 DINING ARM CHAIR
W25 D30 H42 ARM H25
Page 198



TIGHT UPHOLSTERY
CHARLOTTE
892-78 DINING SIDE CHAIR
W23 D30 H42
Page 194, 198



TIGHT UPHOLSTERY
CHARLOTTE
892-79 DINING ARM CHAIR
W25 D30 H42 ARM H25
Page 194, 198



TIGHT UPHOLSTERY
CHARLOTTE
894-40 DINING SIDE CHAIR
W20 D24 H34
Page 194, 198



TIGHT UPHOLSTERY
CHARLOTTE
894-45 TUB DINING CHAIR
W27 D24 H33 ARM H25
Page 194, 198



TEAK
AVILA
370-79 DINING ARM CHAIR
W18 D4 H16
Page 199



TEAK
EDGEWOOD
371-78 DINING SIDE CHAIR
W24 D27 H37 ARM H21
Page 200



TEAK
EDGEWOOD
371-79 DINING ARM CHAIR
W24 D27 H37 ARM H26
Page 200



WOVEN
MORAYA BAY
504-46 SWIVEL DINING ARM CHAIR
W29 D29 H40 ARM H25
Page 203



WOVEN
MORAYA BAY
504-79 DINING ARM CHAIR
W29 D29 H39 ARM H25
Page 203



WOVEN
LENOX HILL
532-79 DINING CHAIR
W24 D28 H29 ARM H26
Page 205



WOVEN
LENOX HILL
532-99 OPTIONAL PILLOW
For 532-79 Dining Chair
W18 D4 H16
Page 205



WOVEN
REQUISITE
529-79 DINING ARM CHAIR
W26 D27 H37 ARM H25
Page 204



WOVEN
OASIS
536-79 DINING ARM CHAIR
W24 D24 H33 ARM H24
Page 206



WOVEN
MYSTIC HARBOR
558-46 SWIVEL DINING ARM CHAIR
W26 D28 H39 ARM H25
Page 209



WOVEN
MYSTIC HARBOR
558-79 DINING ARM CHAIR
W26 D28 H39 ARM H25
Page 209



WOVEN
SOUTH HAMPTON
790-45 DINING ARM CHAIR
W26 D28 H40 ARM H25
Page 210



WOVEN
SOUTH HAMPTON
790-46 SWIVEL DINING CHAIR
W26 D28 H40 ARM H25
Page 210



WOVEN
SOUTH HAMPTON
790-79 STACKABLE CHAIR
W24 D27 H37 ARM H25
Page 210

DINING & ACCENT CHAIRS



CUSTOM CASUAL
MONTEREY
**401-46 SWIVEL DINING
CHAIR**
W21 D20 H18 ARM H24
Page 182



CUSTOM CASUAL
MONTEREY
**401-79
DINING CHAIR**
W21 D20 H18 ARM H24
Page 182



CUSTOM CASUAL
CAPSTONE
**404-46
SWIVEL DINING CHAIR**
W21 D19 H16 ARM H24
Page 183



CUSTOM CASUAL
CAPSTONE
**404-79
DINING ARM CHAIR**
W21 D19 H16 ARM H24
Page 183



CUSTOM CASUAL
SMITH LAKE
**418-46 SWIVEL
DINING CHAIR**
W21 D20 H18 ARM H25
Page 184



CUSTOM CASUAL
SMITH LAKE
**418-79
DINING ARM CHAIR**
W21 D20 H18 ARM H25
Page 184

COUNTER & BAR STOOLS



ALUMINUM
LANGHAM
**203-43
COUNTER STOOL**
W19 D20 H39
Page 171



CUSTOM CASUAL
MONTEREY
**400-43 SWIVEL
COUNTER STOOL**
W27 D32 H46 ARM H30
Page 176



CUSTOM CASUAL
MONTEREY
**400-53 SWIVEL
BAR STOOL**
W27 D34 H54 ARM H37
Page 176



CUSTOM CASUAL
MONTEREY
**401-43 SWIVEL
COUNTER STOOL**
W27 D32 H44 ARM H30
Page 182



CUSTOM CASUAL
MONTEREY
**401-53 SWIVEL
BAR STOOL**
W27 D32 H52 ARM H37
Page 182



CUSTOM CASUAL
CAPSTONE
**404-43 SWIVEL
COUNTER STOOL**
W26 D28 H41 ARM H32
Page 183



CUSTOM CASUAL
CAPSTONE
**404-53 SWIVEL
BAR STOOL**
W26 D28 H49 ARM H38
Page 183



CUSTOM CASUAL
CAPSTONE
**404-49
COUNTER STOOL**
W26 D28 H41 ARM H32
Page 183



CUSTOM CASUAL
CAPSTONE
**404-59
BAR STOOL**
W26 D28 H49 ARM H38
Page 183



CUSTOM CASUAL
SMITH LAKE
**418-43 SWIVEL
COUNTER STOOL**
W30 D30 H46 ARM H32
Page 184



CUSTOM CASUAL
SMITH LAKE
**418-53 SWIVEL
BAR STOOL**
W30 D30 H52 ARM H38
Page 184

ROUND DINING TABLES



ALUMINUM
LANGHAM
9203-48 DINING TABLE
W48 D48 H30
Seats 4. Page 171



CUSTOM CASUAL
CRAFTSMAN
451-42 DINING TABLE
W43 D43 H29
Seats 4. Page 188



CUSTOM CASUAL
CRAFTSMAN
451-48 DINING TABLE
W48 D48 H30
Seats 4. Page 188



CUSTOM CASUAL
CONTEMPO
455-41 DINING TABLE
W42 D42 H30
Seats 4. Page 186



CUSTOM CASUAL
CONTEMPO
455-42 DINING TABLE
W42 D42 H30
Seats 4. Page 186



CUSTOM CASUAL
FOLEY DINING
458-42 DINING TABLE
W42 D42 H30
Seats 4. Page 190



CUSTOM CASUAL
FOLEY DINING
458-48 DINING TABLE
W48 D48 H30
Seats 4. Page 190



TEAK
EDGEWOOD
9371-62 DINING TABLE
W63 D63 H30
Seats 6. Page 200



WOVEN
OASIS
9536-48 DINING TABLE
W48 D48 H30
Seats 4. Page 207



WOVEN
MYSTIC HARBOR
9558-48 DINING TABLE
W48 D48 H30
Seats 4. Page 209



WOVEN
SOUTH HAMPTON
9790-50 PEDESTAL TABLE
W48 D48 H30
Seats 4. Page 211

SQUARE DINING TABLES



DESIGNER LABEL
MIMI BY CELERIE KEMBLE
9216-45 DINING TABLE
W45 D45 H30
Seats 4. *Page 166*



DESIGNER LABEL
HEMINGWAY ISLANDS
5531-45 DINING TABLE
W45 D45 H30
Seats 4. *Page 170*



CUSTOM CASUAL
CONTEMPO
455-43 DINING TABLE
W42 D42 H30
Seats 4. *Page 186*



CUSTOM CASUAL
SANTA ROSA
456-42 DINING TABLE
W41 D41 H30
Seats 4. *Page 189*



CUSTOM CASUAL
LIVINGSTON
457-40 DINING TABLE
W40 D40 H31
Seats 4. *Page 187*



CUSTOM CASUAL
LIVINGSTON
457-40U DINING TABLE
W40 D40 H31
Seats 4. *Page 187*



CUSTOM CASUAL
FOLEY
458-43 DINING TABLE
W42 D42 H30
Seats 4. *Page 190*



TEAK
AVILA
9370-44 DINING TABLE
W44 D44 H30
Seats 4. *Page 199*



WOVEN
LENOX HILL
9532-44 DINING TABLE
W44 D44 H30
Seats 4. *Page 205*

COUNTER & BAR TABLES



CUSTOM CASUAL
LIVINGSTON
457-39 COUNTER TABLE
W40 D40 H37
Seats 4. *Page 187*



CUSTOM CASUAL
LIVINGSTON
457-39U COUNTER TABLE
W40 D40 H37
Seats 4. *Page 187*



CUSTOM CASUAL
LIVINGSTON
457-83 COUNTER TABLE
W84 D42 H37
Seats 6. *Page 187*



CUSTOM CASUAL
LIVINGSTON
457-83U COUNTER TABLE
W84 D42 H37
Seats 6. *Page 187*



CUSTOM CASUAL
LIVINGSTON
457-41 BAR TABLE
W40 D40 H43
Seats 4. *Page 187*



CUSTOM CASUAL
LIVINGSTON
457-41U BAR TABLE
W40 D40 H43
Seats 4. *Page 187*



CUSTOM CASUAL
LIVINGSTON
457-85 BAR DINING TABLE
W84 D42 H43
Seats 6. *Page 187*



CUSTOM CASUAL
LIVINGSTON
457-85U BAR DINING TABLE
W84 D42 H43
Seats 6. *Page 187*



CUSTOM CASUAL
CRAFTSMAN
451-43 BAR TABLE
W43 D43 H42
Seats 4. *Page 188*

RECTANGLE & OVAL DINING TABLES

PRODUCTS BY CATEGORY



DESIGNER LABEL
MIMI BY CELERIE KEMBLE
5216-84 DINING TABLE
W84 D42 H30
Seats 8. Page 166



DESIGNER LABEL
HEMINGWAY ISLANDS
5531-84 DINING TABLE
W84 D44 H30
Seats 6. Page 170



ALUMINUM
LANGHAM
9203-84 DINING TABLE
W84 D42 H30
Seats 6. Page 171



ALUMINUM
PALISADES
9211-98W EXTENSION DINING TABLE
W106 D44 H30
Seats 8-10. Page 174, 175



ALUMINUM
PALISADES
9211-98G EXTENSION DINING TABLE
W106 D44 H30
Seats 8-10. Page 174, 175



ALUMINUM
WINTERTHUR ESTATE
9231-96 OVAL PEDESTAL TABLE
W96 D48 H30
Seats 8. Page 173



CUSTOM CASUAL
CRAFTSMAN
451-84 OVAL DINING TABLE
W84 D42 H30
Seats 6. Page 188



CUSTOM CASUAL
CONTEMPO
455-84 DINING TABLE
W84 D42 H30
Seats 6-8. Page 186



CUSTOM CASUAL
LIVINGSTON
457-84 DINING TABLE
W84 D42 H31
Seats 6-8. Page 187



CUSTOM CASUAL
LIVINGSTON
457-84U DINING TABLE
W84 D42 H31
Seats 6-8. Page 187



TEAK
AVILA
9370-88 DINING TABLE
W88 D44 H30
Seats 6-8. Page 199



TEAK
EDGEWOOD
9371-90 EXTENSION DINING TABLE
W89 D41 H30
Seats 6-10. Page 200



TEAK
LA JOLLA
9388-84 EXTENSION DINING TABLE
W84 D42 H30
Seats 6-12. Page 202



WOVEN
LENOX HILL
9532-88 DINING TABLE
W88 D44 H30
Seats 6-8. Page 205



WOVEN
OASIS
9536-84 DINING TABLE
W84 D44 H30
Seats 6. Page 207



WOVEN
MYSTIC HARBOR
9558-84 DINING TABLE
W84 D44 H30
Seats 6-8. Page 209



WOVEN
SOUTH HAMPTON
9790-95 PEDESTAL DINING TABLE
W96 D46 H30
Seats 8. Page 211

BAR CARTS, CONSOLES




ALUMINUM
LANGHAM
9203-41 BAR/CONSOLE
W48 D18 H36
Seats 2.
Page 171



ALUMINUM
WINTERTHUR ESTATE
9231-15 BAR CART
W26 D42 H34
Page 173



ALUMINUM
WINTERTHUR ESTATE
9231-67 CONSOLE
W72 D15 H34
Page 173



ALUMINUM
WINTERTHUR ESTATE
9231-77 TRELIS
W72 D1 H85
Page 173

FIRE PITS



COLLECTIONS
HEMINGWAY ISLANDS
**5531-47
GAS FIRE PIT**
W48 D48 H26
Page 170



CUSTOM CASUAL
CONTEMPO
**455-58
GAS FIRE PIT**
W49 D49 H25
Page 186



CUSTOM CASUAL
CONTEMPO
**455-59
GAS FIRE PIT**
W50 D32 H24
Page 186



WOVEN
OASIS
**19536-42
GAS FIRE PIT**
W42 D42 H25
Page 207



WOVEN
SOUTH HAMPTON
**19790-42
GAS FIRE PIT**
W42 D42 H24
Page 211



WOVEN
SOUTH HAMPTON
**19790-50
GAS FIRE PIT**
W50 D32 H24
Page 211

OCCASIONAL SIDE TABLES



DESIGNER LABEL
MIMI BY CELERIE KEMBLE
**9216-04
ACCENT TABLE**
W18 D18 H19
Page 166



DESIGNER LABEL
MIMI BY CELERIE KEMBLE
**9216-22
END TABLE**
W24 D24 H24
Page 166



DESIGNER LABEL
BROOKS BY CELERIE KEMBLE
**9220-22
END TABLE**
W24 D24 H22
Page 164



DESIGNER LABEL
HEMINGWAY
**5507-04
ACCENT TABLE**
W25 D25 H24
Page 169



DESIGNER LABEL
HEMINGWAY RESORT
**5518-22
END TABLE**
W24 D24 H22
Page 167

OCCASIONAL SIDE TABLES

PRODUCTS BY CATEGORY



DESIGNER LABEL
HEMINGWAY
5520-22
ACCENT TABLE
W16 D16 H23
Page 169



DESIGNER LABEL
HEMINGWAY ISLANDS
5531-22
END TABLE
W24 D24 H24
Page 170



DESIGNER LABEL
HEMINGWAY ISLANDS
5531-24
ACCENT TABLE
W19 D19 H24
Page 170



ALUMINUM
LANGHAM
9203-22
END TABLE
W24 D24 H22
Page 171



ALUMINUM
WINTERTHUR ESTATE
9231-04
ACCENT TABLE
W18 D18 H24
Page 173



ALUMINUM
WINTERTHUR ESTATE
9231-22
END TABLE
W24 D24 H24
Page 173



CUSTOM CASUAL
CRAFTSMAN
451-04
ACCENT TABLE
W19 D19 H19
Page 188



CUSTOM CASUAL
CRAFTSMAN
451-22
END TABLE
W25 D25 H19
Page 188



CUSTOM CASUAL
HORIZON
453-62
END TABLE
W25 D12 H19
Page 189



CUSTOM CASUAL
CONTEMPO
455-02
END TABLE
W24 D24 H20
Page 186



CUSTOM CASUAL
CONTEMPO
455-12
END TABLE
W12 D24 H19
Page 186



CUSTOM CASUAL
CONTEMPO
455-22
END TABLE
W24 D24 H23
Page 186



CUSTOM CASUAL
CONTEMPO
455-62
END TABLE
W24 D24 H20
Page 186



CUSTOM CASUAL
SANTA ROSA
456-22
END TABLE
W23 D23 H20
Page 189



CUSTOM CASUAL
LIVINGSTON
457-24
END TABLE
W24 D24 H25
Page 187



CUSTOM CASUAL
FOLEY
458-02
END TABLE
W24 D24 H22
Page 190



CUSTOM CASUAL
FOLEY
458-18
ACCENT TABLE
W18 D18 H20
Page 190



CUSTOM CASUAL
FOLEY
458-22
END TABLE
W24 D24 H22
Page 190



LAVA STONE
TULUM
9900-02
END TABLE - CHALK
W16 D16 H20
Page 191



LAVA STONE
TULUM
9900-02
END TABLE - SLATE
W16 D16 H20
Page 191



TEAK
AVILA
9370-22
END TABLE
W20 D20 H20
Page 199



TEAK
EDGEWOOD
9371-04
ACCENT TABLE
W18 D18 H21
Page 200



TEAK
EDGEWOOD
9371-22
END TABLE
W24 D26 H21
Page 200



TEAK
LA JOLLA
9388-22
END TABLE
W23 D23 H20
Page 202



WOVEN
MORAYA BAY
9504-22
END TABLE
W18 D24 H21
Page 203



WOVEN
REQUISITE
9529-04
ACCENT TABLE
W19 D19 H19
Page 204



WOVEN
REQUISITE
9529-22
END TABLE
W24 D24 H24
Page 204



WOVEN
LENOX HILL
9532-22
END TABLE
W20 D20 H20
Page 205



WOVEN
OASIS
9536-22
END TABLE
W24 D24 H23
Page 207



WOVEN
MYSTIC HARBOR
9558-04
ACCENT TABLE
W20 D20 H19
Page 209



WOVEN
MYSTIC HARBOR
9558-22
END TABLE
W24 D24 H22
Page 209



WOVEN
SOUTH HAMPTON
9790-04
ACCENT TABLE
W18 D18 H19
Page 211



WOVEN
SOUTH HAMPTON
9790-22
END TABLE
W24 D24 H24
Page 211

OCCASIONAL COCKTAIL TABLES



DESIGNER LABEL
MIMI BY CELERIE KEMBLE
9216-23 COCKTAIL TABLE
W46 D24 H19
Page 166



DESIGNER LABEL
BROOKS BY CELERIE KEMBLE
9220-23 COCKTAIL TABLE
W46 D24 H19
Page 164



DESIGNER LABEL
HEMINGWAY
5507-25 COCKTAIL TABLE
W46 D46 H19
Page 169



DESIGNER LABEL
HEMINGWAY RESORT
5518-23 COCKTAIL TABLE
W48 D31 H16
Page 167



DESIGNER LABEL
HEMINGWAY ISLANDS
5531-23 COCKTAIL TABLE
W48 D26 H18
Page 170



ALUMINUM
LANGHAM
9231-23 COCKTAIL TABLE
W48 D24 H16
Page 171



ALUMINUM
WINTERTHUR ESTATE
9231-23 COCKTAIL TABLE
W48 D26 H20
Page 173



CUSTOM CASUAL
CRAFTSMAN
451-63 COCKTAIL TABLE
W43 D43 H21
Page 188



CUSTOM CASUAL
HORIZON
453-65 3 PIECE TEA TABLE
W49 D25 H19
Page 189



CUSTOM CASUAL
HORIZON
453-65M MIDDLE TEA TABLE
W25 D25 H19
Page 189



CUSTOM CASUAL
CONTEMPO
455-03 COCKTAIL TABLE
W42 D42 H20
Page 186



CUSTOM CASUAL
CONTEMPO
455-23 COCKTAIL TABLE
W48 D25 H19
Page 186



CUSTOM CASUAL
CONTEMPO
455-33 COCKTAIL TABLE
W42 D42 H19
Page 186



CUSTOM CASUAL
CONTEMPO
455-63 COCKTAIL TABLE
W42 D42 H20
Page 186



CUSTOM CASUAL
CONTEMPO
455-65 3 PIECE TEA TABLE
W49 D24 H19
Page 186



CUSTOM CASUAL
CONTEMPO
455-65M MIDDLE TEA TABLE
W24 D24 H19
Page 186



CUSTOM CASUAL
SANTA ROSA
456-63 COCKTAIL TABLE
W41 D41 H20
Page 189



CUSTOM CASUAL
LIVINGSTON
457-23 COCKTAIL TABLE
W48 D32 H17
Page 187



CUSTOM CASUAL
LIVINGSTON
457-33 COCKTAIL TABLE
W40 D40 H17
Page 187



CUSTOM CASUAL
FOLEY
458-03 COCKTAIL TABLE
W42 D42 H16
Page 190



CUSTOM CASUAL
FOLEY
458-63 COCKTAIL TABLE
W48 D48 H16
Page 190



CUSTOM CASUAL
FOLEY
458-23 COCKTAIL TABLE
W42 D42 H16
Page 190



CUSTOM CASUAL
FOLEY
458-30 COCKTAIL TABLE
W48 D30 H16
Page 190

OCCASIONAL COCKTAIL TABLES

PRODUCTS BY CATEGORY



LAVA STONE
TULUM
9900-03
COCKTAIL TABLE - CHALK
W42 D42 H16
Page 191



LAVA STONE
TULUM
9900-03
COCKTAIL TABLE - SLATE
W42 D42 H16
Page 191



TEAK
AVILA
9370-23
COCKTAIL TABLE
W48 D30 H11
Page 199



TEAK
EDGEWOOD
9371-23
COCKTAIL TABLE
W43 D22 H17
Page 200



TEAK
LA JOLLA
9388-23
COCKTAIL TABLE
W50 D32 H13
Page 202



WOVEN
MORAYA BAY
9504-23
COCKTAIL TABLE
W48 D24 H18
Page 203



WOVEN
REQUISITE
9529-23
COCKTAIL TABLE
W42 D25 H19
Page 204



WOVEN
LENOX HILL
9532-23
COCKTAIL TABLE
W48 D30 H12
Page 205



WOVEN
MYSTIC HARBOR
9558-23
COCKTAIL TABLE
W48 D24 H19
Page 209



WOVEN
SOUTH HAMPTON
9790-26
COCKTAIL TABLE
W48 D31 H19
Page 211



Cleary by Celerie Kemble
526-01 Lounge Chair

PRODUCT NUMERICAL INDEX

STYLE	DESCRIPTION	PAGE	STYLE	DESCRIPTION	PAGE
203-01	LANGHAM LOUNGE CHAIR	30, 31, 171	400-01	MONTEREY LOUNGE CHAIR	176
203-03	LANGHAM SOFA	30, 31, 171	400-02	MONTEREY LOVESEAT	176
203-05	LANGHAM OTTOMAN	171	400-03	MONTEREY SOFA	176
203-40	LANGHAM ADJUSTABLE CHAISE	171	400-05	MONTEREY OTTOMAN	176
203-43	LANGHAM COUNTER BAR STOOL	171	400-40	MONTEREY ADJUSTABLE CHAISE	176
203-79	LANGHAM DINING ARM CHAIR	32, 33, 171	400-43	MONTEREY SWIVEL COUNTER STOOL	176
203-99	LANGHAM BACK PILLOW FOR 203-79	171	400-46	MONTEREY SWIVEL DINING CHAIR	176
216-01	MIMI LOUNGE CHAIR	166	400-53	MONTEREY SWIVEL BAR STOOL	48, 176
216-02	MIMI LOVESEAT	166	400-73	MONTEREY SWIVEL LOUNGE CHAIR	176
216-03	MIMI SOFA	166	400-79	MONTEREY DINING ARM CHAIR	176
216-05	MIMI OTTOMAN	166	401-01	MONTEREY SLING LOUNGE CHAIR	182
216-50	MIMI CUDDLE OTTOMAN	14, 166	401-40	MONTEREY SLING ADJUSTABLE CHAISE	182
216-51	MIMI CUDDLE CHAIR	14, 166	401-43	MONTEREY SLING SWIVEL COUNTER STOOL	182
216-59	MIMI CUDDLE CHAIR CANOPY	14, 166	401-46	MONTEREY SLING HIGH BACK SWIVEL DINING CHAIR	182
216-64	MIMI ADJUSTABLE MORRIS CHAISE	14, 15, 166	401-53	MONTEREY SLING SWIVEL BAR STOOL	182
216-79	MIMI DINING ARM CHAIR	166	401-76	MONTEREY SLING SWIVEL ROCKER LOUNGE CHAIR	182
216-86	MIMI SWIVEL GLIDER LOUNGE CHAIR	166	401-79	MONTEREY SLING HIGH BACK DINING CHAIR	64, 182
220-01	BROOKS LOUNGE CHAIR	COVER, 6,7,9,164	402-40	CYPRESS SLING ADJUSTABLE CHAISE	185
220-03	BROOKS SOFA - 3/3 CUSHION	164	404-40	CAPSTONE SLING ADJUSTABLE CHAISE	183
220-03B	BROOKS SOFA - BENCH CUSHION	8, 9, 164	404-43	CAPSTONE SLING SWIVEL COUNTER STOOL	183
220-05	BROOKS OTTOMAN	164	404-46	CAPSTONE SLING SWIVEL DINING CHAIR	183
220-86	BROOKS SWIVEL GLIDER LOUNGE CHAIR	8, 9, 164	404-49	CAPSTONE SLING COUNTER STOOL	183
231-01	WINTERTHUR ESTATE LOUNGE CHAIR - MESH BACK	172	404-53	CAPSTONE SLING SWIVEL BAR STOOL	183
231-03	WINTERTHUR ESTATE SOFA - MESH BACK	172	404-59	CAPSTONE SLING BAR STOOL	183
231-04	WINTERTHUR ESTATE LOUNGE CHAIR - X BACK	172	404-79	CAPSTONE SLING DINING ARM CHAIR	65, 183
231-05	WINTERTHUR ESTATE OTTOMAN	172	405-40	SEASIDE SLING ADJUSTABLE CHAISE	185
231-09	WINTERTHUR ESTATE BENCH	29, 172	406-40	BAYSIDE SLING STACKABLE ADJUSTABLE CHAISE	185
231-40	WINTERTHUR ESTATE ADJUSTABLE CHAISE	39, 172	408-01	SANTA ROSA LOUNGE CHAIR	49, 177
231-55	WINTERTHUR ESTATE DAYBED OTTOMAN	172	408-02	SANTA ROSA LOVESEAT	177
231-58	WINTERTHUR ESTATE DAYBED	40, 41, 172	408-03	SANTA ROSA SOFA	49, 177
231-59	WINTERTHUR ESTATE DAYBED CANOPY	40, 41, 172	408-05	SANTA ROSA OTTOMAN	177
231-73	WINTERTHUR ESTATE SWIVEL ROCKER - MESH BACK	172	408-40	SANTA ROSA ADJUSTABLE CHAISE	177
231-76	WINTERTHUR ESTATE SWIVEL ROCKER - X BACK	40, 41, 172	408-46	SANTA ROSA SWIVEL DINING CHAIR	177
231-79	WINTERTHUR ESTATE DINING ARM CHAIR	38, 42, 43, 172	408-73	SANTA ROSA SWIVEL LOUNGE CHAIR	177
370-01	AVILA LOUNGE CHAIR	102, 103, 199	408-79	SANTA ROSA DINING ARM CHAIR	177
370-03	AVILA SOFA	101, 102, 103, 199	410-01	MONTANA LOUNGE CHAIR	52, 53, 178
370-05	AVILA OTTOMAN	199	410-02	MONTANA LOVESEAT	178
370-79	AVILA DINING ARM CHAIR	104, 105, 199	410-03	MONTANA SOFA	52, 53, 178
371-01	EDGEWOOD LOUNGE CHAIR	108, 109, 200	410-05	MONTANA OTTOMAN	178
371-02	EDGEWOOD LOVESEAT	108, 109, 200	410-40	MONTANA ADJUSTABLE CHAISE	51, 178
371-03	EDGEWOOD SOFA	108, 109, 200	410-73	MONTANA SWIVEL LOUNGE CHAIR	178
371-05	EDGEWOOD OTTOMAN	108, 109, 200	410-76	MONTANA SPRING LOUNGE CHAIR	178
371-40	EDGEWOOD ADJUSTABLE CHAISE	106, 200	410-78	MONTANA DINING SIDE CHAIR	50, 178
371-73	EDGEWOOD SWIVEL ROCKER CHAIR	200	410-79	MONTANA DINING ARM CHAIR	50, 178
371-78	EDGEWOOD DINING SIDE CHAIR	106, 107, 200	414-01	WILLOW LOUNGE CHAIR	73, 180
371-79	EDGEWOOD DINING ARM CHAIR	106, 107, 200	414-02	WILLOW LOVESEAT	180
389-01	CARLSBAD LOUNGE CHAIR	110, 111, 201	414-03	WILLOW SOFA	180
389-03	CARLSBAD SOFA	110, 111, 112, 113, 201	414-05	WILLOW OTTOMAN	180
389-05	CARLSBAD OTTOMAN	201	414-06	WILLOW GARDEN CHAIR	54, 55, 56, 57, 76, 181, 224, 226

PRODUCT NUMERICAL INDEX

STYLE	DESCRIPTION	PAGE	STYLE	DESCRIPTION	PAGE
414-10	WILLOW ARMLESS CHAIR	180	455-58	CONTEMPO ROUND GAS FIRE PIT	60, 126, 127, 186
414-11	WILLOW LF ONE ARM CHAIR	180	455-59	CONTEMPO RECTANGULAR GAS FIRE PIT	186
414-12	WILLOW RF ONE ARM CHAIR	180	455-62	CONTEMPO ROUND END TABLE- GLASS TOP	72, 186
414-15	WILLOW CORNER CHAIR	180	455-63	CONTEMPO ROUND COCKTAIL TABLE- GLASS TOP	186
414-33	WILLOW GARDEN SOFA	54, 55, 57, 76, 181, 226	455-65	CONTEMPO TEA TABLE - 3 PIECE	186
414-40	WILLOW ADJUSTABLE CHAISE	180	455-65M	CONTEMPO CENTER TABLE	186
414-55	WILLOW SECTIONAL OTTOMAN	180	455-84	CONTEMPO RECTANGULAR DINING TABLE	74, 75, 186
414-73	WILLOW SWIVEL LOUNGE CHAIR	180	456-22	SANTA ROSA SQUARE END TABLE	49, 189
414-75	WILLOW GARDEN SWIVEL ROCKER	181	456-42	SANTA ROSA SQUARE DINING TABLE	189
414-76	WILLOW SPRING LOUNGE CHAIR	73, 180	456-63	SANTA ROSA SQUARE COCKTAIL TABLE	49, 189
414-78	WILLOW DINING SIDE CHAIR	180	457-23	LIVINGSTON RECT. COCKTAIL TABLE	54, 55, 56, 57, 61, 76, 77, 78, 79, 187, 226
414-79	WILLOW DINING ARM CHAIR	74, 75, 180	457-24	LIVINGSTON SQUARE END TABLE	54, 55, 76, 78, 79, 187, 226
418-40	SMITH LAKE SLING ADJUSTABLE CHAISE	63, 184	457-33	LIVINGSTON SQUARE COCKTAIL TABLE	71, 142, 143, 144, 145, 187
418-43	SMITH LAKE SLING SWIVEL COUNTER STOOL	184	457-39	LIVINGSTON SQUARE COUNTER DINING TABLE	187
418-46	SMITH LAKE SLING HIGH BACK SWIVEL CHAIR	66, 67, 110, 111, 114, 115, 184	457-39U	LIVINGSTON SQUARE COUNTER DINING TABLE - UMBRELLA HOLE	187
418-53	SMITH LAKE SLING SWIVEL BAR STOOL	67, 184	457-40	LIVINGSTON SQUARE DINING TABLE	187
418-79	SMITH LAKE SLING HIGH BACK DINING ARM CHAIR	66, 67, 110, 111, 114, 115, 184	457-40U	LIVINGSTON SQUARE DINING TABLE- UMBRELLA HOLE	187
419-01	SMITH LAKE LOUNGE CHAIR	58, 59, 179	457-41	LIVINGSTON SQUARE BAR DINING TABLE	48, 187
419-03	SMITH LAKE SOFA	58, 59, 179	457-41U	LIVINGSTON SQUARE BAR DINING TABLE- UMBRELLA HOLE	187
419-05	SMITH LAKE OTTOMAN	179	457-83	LIVINGSTON RECTANGULAR COUNTER DINING TABLE	187
419-33	SMITH LAKE LUXE SOFA	61, 78, 79, 179	457-83U	LIVINGSTON RECTANGULAR COUNTER DINING TABLE - UMBRELLA HOLE	187
419-40	SMITH LAKE ADJUSTABLE CHAISE	179	457-84	LIVINGSTON RECTANGULAR DINING TABLE	187
419-73	SMITH LAKE SWIVEL ROCKER CHAIR	58, 59, 179	457-84U	LIVINGSTON RECTANGULAR DINING TABLE - UMBRELLA HOLE	50, 187
419-75	SMITH LAKE LUXE SWIVEL ROCKER	60, 61, 179	457-85	LIVINGSTON RECTANGULAR BAR DINING TABLE	187
420-01	ESCAPE SLING LOUNGE CHAIR	68, 184	457-85U	LIVINGSTON RECTANGULAR BAR DINING TABLE - UMBRELLA HOLE	187
420-04	ESCAPE SLING ACCENT CHAIR	184	458-02	FOLEY ROUND END TABLE	126, 127, 128, 129, 144, 145, 190
420-05	ESCAPE SLING OTTOMAN	184	458-03	FOLEY ROUND COCKTAIL TABLE	88, 89, 128, 129, 190
420-40	ESCAPE SLING CHAISE	69, 184	458-18	FOLEY ROUND ACCENT TABLE	88, 190
451-04	CRAFTSMAN ROUND ACCENT TABLE	188	458-22	FOLEY SQUARE END TABLE	88, 89, 190
451-22	CRAFTSMAN ROUND END TABLE	188	458-23	FOLEY SQUARE COCKTAIL TABLE	190
451-42	CRAFTSMAN ROUND DINING TABLE	188	458-30	FOLEY RECTANGULAR COCKTAIL TABLE	190
451-43	CRAFTSMAN ROUND HIGH DINING BAR TABLE	188	458-42	FOLEY ROUND DINING TABLE	86, 87, 99, 190
451-48	CRAFTSMAN ROUND DINING TABLE	188	458-43	FOLEY SQUARE DINING TABLE	2, 84, 85, 190
451-63	CRAFTSMAN ROUND COCKTAIL TABLE	188	458-48	FOLEY ROUND DINING TABLE	190
451-84	CRAFTSMAN OVAL DINING TABLE	64, 188	458-63	FOLEY ROUND COCKTAIL TABLE	190
453-62	HORIZON CRESCENT END TABLE	189	504-01	MORAYA BAY LOUNGE CHAIR	203
453-65	HORIZON 3 PIECE OVAL COCKTAIL TABLE	189	504-03	MORAYA BAY SOFA	118, 119, 203
453-65M	HORIZON CENTER TABLE	189	504-05	MORAYA BAY OTTOMAN	203
455-02	CONTEMPO ROUND END TABLE	52, 53, 146, 186	504-46	MORAYA BAY SWIVEL DINING CHAIR	203
455-03	CONTEMPO ROUND COCKTAIL TABLE	73, 186	504-79	MORAYA BAY DINING CHAIR	203
455-12	CONTEMPO TABLE CRESCENT END TABLE	186	504-86	MORAYA BAY SWIVEL GLIDER LOUNGE CHAIR	118, 119, 203
455-22	CONTEMPO SQUARE END TABLE	58, 59, 122, 123, 154, 155, 156, 157, 186	526-01	CLEARY LOUNGE CHAIR	12, 13, 165, 264
455-23	CONTEMPO RECTANGULAR COCKTAIL TABLE	58, 59, 154, 155, 186	526-02	CLEARY LOVESEAT	165
455-33	CONTEMPO SQUARE COCKTAIL TABLE	52, 53, 122, 123, 186	526-03	CLEARY SOFA	12, 13, 165
455-41	CONTEMPO ROUND DINING TABLE- ALUMINUM TOP	65, 186	526-05	CLEARY OTTOMAN	12, 165
455-42	CONTEMPO ROUND DINING TABLE- GLASS TOP	186	526-10	CLEARY ARMLESS CHAIR	10, 11, 165
455-43	CONTEMPO SQUARE DINING TABLE	186	526-15	CLEARY CORNER CHAIR	10, 11, 165

PRODUCT NUMERICAL INDEX

STYLE	DESCRIPTION	PAGE	STYLE	DESCRIPTION	PAGE
526-21	CLEARY LF ONE ARM LOVESEAT	10, 11, 165	558-46	MYSTIC HARBOR SWIVEL DINING ARM CHAIR	140, 141, 209
526-22	CLEARY RF ONE ARM LOVESEAT	10, 11, 165	558-79	MYSTIC HARBOR DINING ARM CHAIR	2, 140, 141, 209
526-86	CLEARY SWIVEL GLIDER	12, 13, 165	558-86	MYSTIC HARBOR SWIVEL GLIDER LOUNGE CHAIR	138, 209
529-01	REQUISITE LOUNGE CHAIR	204	790-01	SOUTH HAMPTON LOUNGE CHAIR	210
529-02	REQUISITE LOVESEAT	204	790-02	SOUTH HAMPTON LOVESEAT	210
529-03	REQUISITE SOFA	204	790-03	SOUTH HAMPTON SOFA	142, 143, 144, 145, 146, 147, 210
529-05	REQUISITE OTTOMAN	204	790-05	SOUTH HAMPTON OTTOMAN	210
529-10	REQUISITE ARMLESS CHAIR	204	790-10	SOUTH HAMPTON ARMLESS LOUNGE CHAIR	210
529-11	REQUISITE RF ONE ARM CHAIR	121, 204	790-15	SOUTH HAMPTON CORNER CHAIR	210
529-12	REQUISITE LF ONE ARM CHAIR	120, 121, 204	790-16	SOUTH HAMPTON CORNER WEDGE	210
529-16	REQUISITE CORNER CHAIR	204	790-21	SOUTH HAMPTON RF ONE ARM LOVESEAT	210
529-20	REQUISITE ARMLESS LOVESEAT	120, 121, 204	790-22	SOUTH HAMPTON LF ONE ARM LOVESEAT	210
529-40	REQUISITE ADJUSTABLE CHAISE	204	790-40	SOUTH HAMPTON ADJUSTABLE CHAISE	210
529-79	REQUISITE DINING ARM CHAIR	204	790-45	SOUTH HAMPTON DINING CHAIR	210
529-86	REQUISITE SWIVEL GLIDER	120, 121, 204	790-46	SOUTH HAMPTON SWIVEL DINING CHAIR	210
532-01	LENOX HILL LOUNGE CHAIR	134, 135, 205	790-59	SOUTH HAMPTON ROUND CHAISE	210
532-03	LENOX HILL SOFA - 2/2 CUSHION	205	790-79	SOUTH HAMPTON DINING ARM CHAIR - STACKING	210
532-03B	LENOX HILL SOFA - BENCH CUSHION	82, 83, 134, 135, 205	790-86	SOUTH HAMPTON SWIVEL GLIDER LOUNGE CHAIR	210
532-05	LENOX HILL OTTOMAN	205	790-94	SOUTH HAMPTON DOUBLE GLIDER	210
532-73	LENOX HILL SWIVEL ROCKER	134, 135, 205	810-03	HARRISON SOFA	92, 192
532-79	LENOX HILL DINING CHAIR	34, 35, 36, 37, 84, 85, 136, 137, 205	810-10	HARRISON ARMLESS CHAIR	192
532-99	LENOX HILL OPTIONAL BACK PILLOW FOR 532-79	34, 35, 36, 37, 84, 85, 136, 137, 205	810-17	HARRISON ARMLESS SWIVEL LOUNGE CHAIR	192
536-01	OASIS LOUNGE CHAIR	117, 124, 206	810-87	HARRISON SWIVEL LOUNGE CHAIR	192
536-02	OASIS LOVESEAT	206	820-78	MEGHAN DINING CHAIR	198
536-03	OASIS SOFA	124, 206	825-01	ELENA CHAIR	193
536-05	OASIS OTTOMAN	117, 124, 206	825-03	ELENA SOFA	93, 193
536-10	OASIS ARMLESS CHAIR	122, 123, 206	825-06	ELENA SQUARE COCKTAIL OTTOMAN	193
536-11	OASIS LF ONE ARM CHAIR	122, 123, 206	825-09	ELENA POUF	12, 13, 91, 193, 160, 222, 272
536-12	OASIS RF ONE ARM CHAIR	122, 123, 206	825-10	ELENA ARMLESS CHAIR	193
536-15	OASIS CORNER WEDGE	122, 123, 206	825-16	ELENA SQUARE CORNER	193
536-16	OASIS CORNER CHAIR	206	825-21	ELENA RF ONE ARM LOVESEAT	193
536-17	OASIS CURVED ARMLESS LOVESEAT	72, 126, 127, 206	825-22	ELENA LF ONE ARM LOVESEAT	193
536-20	OASIS ARMLESS LOVESEAT	122, 123, 206	825-40	ELENA DINING SIDE CHAIR	193, 198
536-40	OASIS ADJUSTABLE CHAISE	206	825-87	ELENA SWIVEL CHAIR	193
536-79	OASIS DINING CHAIR	125, 206	825-97	ELENA TUB SWIVEL LOUNGE CHAIR	193
536-86	OASIS SWIVEL GLIDER LOUNGE CHAIR	122, 123, 206	837-78	BENNETT DINING SIDE CHAIR	198
540-05	CAMPBELL OTTOMAN	88, 89, 128, 129, 130, 131, 208	837-79	BENNETT DINING ARM CHAIR	198
540-10	CAMPBELL ARMLESS CHAIR	88, 89, 128, 129, 130, 131, 208	892-78	CHARLOTTE DINING SIDE CHAIR	194, 198
540-15	CAMPBELL CORNER CHAIR	88, 89, 128, 129, 130, 131, 208	892-79	CHARLOTTE DINING ARM CHAIR	194, 198
540-75	CAMPBELL SWIVEL LOUNGE CHAIR	208	894-02	CHARLOTTE LOVESEAT	194
549-05	COCOON OTTOMAN	132, 133, 208	894-03	CHARLOTTE SOFA	91, 94, 95, 194
549-75	COCOON HIGH BACK SWIVEL LOUNGE CHAIR	132, 133, 208	894-05	CHARLOTTE OTTOMAN	194
558-01	MYSTIC HARBOR LOUNGE CHAIR	138, 139, 141, 209	894-10	CHARLOTTE ARMLESS CHAIR	194
558-02	MYSTIC HARBOR LOVESEAT	209	894-16	CHARLOTTE CORNER CHAIR	194
558-03	MYSTIC HARBOR SOFA	138, 141, 209	894-21	CHARLOTTE LF ONE ARM LOVESEAT	194
558-05	MYSTIC HARBOR OTTOMAN	139, 209	894-22	CHARLOTTE RF ONE ARM LOVESEAT	194
558-40	MYSTIC HARBOR ADJUSTABLE CHAISE	209	894-40	CHARLOTTE DINING SIDE CHAIR	86, 87, 99, 194, 198

PRODUCT NUMERICAL INDEX

STYLE	DESCRIPTION	PAGE	STYLE	DESCRIPTION	PAGE
894-45	CHARLOTTE TUB DINING CHAIR	94, 194, 198	5531-24	HEMINGWAY ISLANDS ACCENT TABLE	25, 170
894-87	CHARLOTTE SWIVEL LOUNGE CHAIR	91, 94, 95, 194	5531-40	HEMINGWAY ISLANDS ADJUSTABLE CHAISE	170
894-97	CHARLOTTE SWIVEL TUB LOUNGE CHAIR	194	5531-45	HEMINGWAY ISLANDS SQUARE DINING TABLE	170
896-05	COLSON OTTOMAN	96, 195	5531-47	HEMINGWAY ISLANDS ROUND GAS FIRE PIT	170
896-10	COLSON ARMLESS CHAIR	96, 195	5531-73	HEMINGWAY ISLANDS SWIVEL ROCKER LOUNGE CHAIR	170
896-15	COLSON CORNER CHAIR	96, 195	5531-79	HEMINGWAY ISLANDS DINING ARM CHAIR	26, 27, 170
897-01	FINLEY LOUNGE CHAIR	196	5531-84	HEMINGWAY ISLANDS RECTANGULAR DINING TABLE	26, 27, 170
897-02	FINLEY LOVESEAT	196	9203-22	LANGHAM SQUARE END TABLE	30, 31, 97, 171
897-03	FINLEY SOFA	97, 196	9203-23	LANGHAM RECTANGULAR COCKTAIL TABLE	30, 31, 97, 171
897-05	FINLEY OTTOMAN	196	9203-41	LANGHAM CONSOLE TABLE	171
897-10	FINLEY ARMLESS CHAIR	196	9203-48	LANGHAM ROUND DINING TABLE	171
897-16	FINLEY CORNER WEDGE	196	9203-84	LANGHAM RECTANGULAR DINING TABLE	32, 33, 171
897-21	FINLEY LF ONE ARM LOVESEAT	196	9211-98G	PALISADES EXTENSION DINING TABLE - GREY	174, 175
897-22	FINLEY RF ONE ARM LOVESEAT	196	9211-98W	PALISADES EXTENSION DINING TABLE - WHITE	34, 35, 36, 37, 174, 175
897-41	FINLEY LF ONE ARM CHAISE	196	9216-04	MIMI ACCENT TABLE	166
897-42	FINLEY RF ONE ARM CHAISE	196	9216-22	MIMI END TABLE	166
897-87	FINLEY SWIVEL LOUNGE CHAIR	196	9216-23	MIMI COCKTAIL TABLE	166
898-01	JEFFERSON LOUNGE CHAIR	197	9216-45	MIMI SQUARE DINING TABLE	166
898-02	JEFFERSON LOVESEAT	197	9216-84	MIMI RECTANGULAR DINING TABLE	166
898-03	JEFFERSON SOFA	98, 197	9220-22	BROOKS SQUARE END TABLE	8, 9, 164
898-05	JEFFERSON OTTOMAN	197	9220-23	BROOKS RECTANGULAR COCKTAIL TABLE	8, 9, 164
898-10	JEFFERSON ARMLESS CHAIR	197	9231-04	WINTERTHUR ESTATE ACCENT TABLE	39, 173
898-16	JEFFERSON CORNER CHAIR	197	9231-15	WINTERTHUR ESTATE BAR CART	173
898-21	JEFFERSON LF ONE ARM LOVESEAT	197	9231-22	WINTERTHUR ESTATE END TABLE	40, 41, 173
898-22	JEFFERSON RF ONE ARM LOVESEAT	197	9231-23	WINTERTHUR ESTATE COCKTAIL TABLE	173
898-41	JEFFERSON LF ONE ARM CHAISE	197	9231-67	WINTERTHUR ESTATE CONSOLE TABLE	42, 43, 173
898-42	JEFFERSON RF ONE ARM CHAISE	197	9231-77	WINTERTHUR ESTATE TRELIS	173
5501-79	HEMINGWAY ACCENT DINING CHAIR	21, 168	9231-96	WINTERTHUR ESTATE OVAL DINING TABLE	42, 43, 173
5507-04	HEMINGWAY ACCENT TABLE	21, 169	9370-22	AVILA SQUARE END TABLE	102, 103, 199
5507-25	HEMINGWAY ROUND COCKTAIL TABLE	21, 169	9370-23	AVILA RECTANGULAR COCKTAIL TABLE	102, 103, 199
5511-16	HEMINGWAY CRESCENT WEDGE CHAIR	18, 19, 168	9370-44	AVILA SQUARE DINING TABLE	104, 105, 199
5515-01	HEMINGWAY OCCASIONAL CHAIR	20, 168	9370-88	AVILA RECTANGULAR DINING TABLE	199
5515-05	HEMINGWAY CANTED OTTOMAN FOR 5515-01	20, 168	9371-04	EDGEWOOD ACCENT TABLE	106, 107, 200
5518-22	HEMINGWAY RESORT SQUARE END TABLE	22, 23, 95, 167	9371-22	EDGEWOOD END TABLE	98, 108, 109, 124, 200
5518-23	HEMINGWAY RESORT RECTANGULAR COCKTAIL TABLE	22, 23, 95, 167	9371-23	EDGEWOOD COCKTAIL TABLE	98, 101, 108, 109, 124, 200
5520-22	HEMINGWAY ACCENT TABLE	18, 19, 169	9371-62	EDGEWOOD ROUND DINING TABLE	125, 200
5523-01	HEMINGWAY LOGGIA LOUNGE CHAIR	22, 23, 167	9371-90	EDGEWOOD RECTANGULAR DINING TABLE	106, 107, 200
5523-03	HEMINGWAY LOGGIA SOFA	22, 23, 167	9388-22	LA JOLLA SQUARE END TABLE	110, 111, 112, 113, 202
5523-05	HEMINGWAY LOGGIA OTTOMAN	22, 23, 167	9388-23	LA JOLLA RECTANGULAR TABLE	110, 111, 112, 113, 202
5523-73	HEMINGWAY LOGGIA SWIVEL ROCKER LOUNGE CHAIR	22, 23, 167	9388-84	LA JOLLA SQUARE DINING EXTENSION TABLE	66, 67, 94, 110, 111, 114, 115, 202
5525-79	HEMINGWAY DINING ARM CHAIR	169	9504-22	MORAYA BAY END TABLE	93, 118, 119, 203
5531-01	HEMINGWAY ISLANDS LOUNGE CHAIR	24, 25, 170	9504-23	MORAYA BAY COCKTAIL TABLE	118, 119, 203
5531-02	HEMINGWAY ISLANDS LOVESEAT	170	9529-04	REQUISITE ACCENT TABLE	204
5531-03	HEMINGWAY ISLANDS SOFA	24, 25, 170	9529-22	REQUISITE END TABLE	120, 121, 204
5531-05	HEMINGWAY ISLANDS OTTOMAN	170	9529-23	REQUISITE COCKTAIL TABLE	120, 121, 204
5531-06	HEMINGWAY ISLANDS ACCENT CHAIR	25, 170	9532-22	LENOX HILL SQUARE END TABLE	134, 135, 205
5531-22	HEMINGWAY ISLANDS END TABLE	24, 25, 170	9532-23	LENOX HILL RECTANGULAR COCKTAIL TABLE	134, 135, 205
5531-23	HEMINGWAY ISLANDS COCKTAIL TABLE	24, 25, 170	9532-44	LENOX HILL SQUARE DINING TABLE	205

PRODUCT NUMERICAL INDEX

STYLE	DESCRIPTION	PAGE	STYLE	DESCRIPTION	PAGE
9532-88	LENOX HILL RECTANGULAR DINING TABLE	136, 137, 205	8SB-01S	BESPOKE UPH - SOCK/ BOX CHAIR - STANDARD	212, 213
9536-22	OASIS END TABLE	207	8SB-01D	BESPOKE UPH - SOCK/ BOX CHAIR - DEEP	212, 213
9536-48	OASIS ROUND DINING TABLE	207	8SK-01S	BESPOKE UPH - SOCK/ KNIFE CHAIR - STANDARD	212, 213
9536-84	OASIS RECTANGULAR DINING TABLE	207	8SK-01D	BESPOKE UPH - SOCK/ KNIFE CHAIR - DEEP	212, 213
9558-04	MYSTIC HARBOR ACCENT TABLE	209	8TB-01S	BESPOKE UPH - TRACK/ BOX CHAIR - STANDARD	149, 150, 151, 158, 159, 161, 212, 213
9558-22	MYSTIC HARBOR END TABLE	138, 139, 209	8TB-01D	BESPOKE UPH - TRACK/ BOX CHAIR - DEEP	212, 213
9558-23	MYSTIC HARBOR COCKTAIL TABLE	138, 141, 209	8TK-01S	BESPOKE UPH - TRACK/ KNIFE CHAIR - STANDARD	212, 213
9558-48	MYSTIC HARBOR ROUND DINING TABLE	209	8TK-01D	BESPOKE UPH - TRACK/ KNIFE CHAIR - DEEP	212, 213
9558-84	MYSTIC HARBOR RECTANGULAR DINING TABLE	140, 141, 209	8WB-01S	BESPOKE UPH - WIDE TRACK/ BOX CHAIR - STANDARD	212, 213
9790-04	SOUTH HAMPTON ACCENT TABLE W/GLASS	211	8WB-01D	BESPOKE UPH - WIDE TRACK/ BOX CHAIR - DEEP	212, 213
9790-22	SOUTH HAMPTON ROUND END TABLE	92, 142, 143, 211	8WK-01S	BESPOKE UPH - WIDE TRACK/ KNIFE L CHAIR - STANDARD	212, 213
9790-26	SOUTH HAMPTON OVAL COCKTAIL TABLE W/GLASS	92, 211	8WK-01D	BESPOKE UPH - WIDE TRACK/ KNIFE CHAIR - DEEP	149, 158, 159, 161, 212, 213
9790-50	SOUTH HAMPTON RD. DINING TABLE W/GLASS	211	8SB-03S	BESPOKE UPH - SOCK/ BOX SOFA - STANDARD	212, 213
9790-95	SOUTH HAMPTON DOUBLE PEDESTAL DINING TABLE W/GLASS	211	8SB-03D	BESPOKE UPH - SOCK/ BOX SOFA - DEEP	212, 213
9900-02	TULUM ROUND END TABLE - CHALK	10, 11, 81, 82, 83, 191	8SK-03S	BESPOKE UPH - SOCK/ KNIFE SOFA - STANDARD	212, 213
9900-02	TULUM ROUND END TABLE - SLATE	81, 82, 83, 191	8SK-03D	BESPOKE UPH - SOCK/ KNIFE SOFA - DEEP	212, 213
9900-03	TULUM ROUND COCKTAIL TABLE - CHALK	10, 11, 82, 83, 191	8TB-03S	BESPOKE UPH - TRACK/ BOX SOFA - STANDARD	212, 213
9900-03	TULUM ROUND COCKTAIL TABLE - SLATE	191	8TB-03D	BESPOKE UPH - TRACK/ BOX SOFA - DEEP	212, 213
19536-42	OASIS ROUND GAS FIRE PIT	207	8TK-03S	BESPOKE UPH - TRACK/ KNIFE SOFA - STANDARD	212, 213
19790-42	SOUTH HAMPTON 42" ROUND GAS FIRE PIT	211	8TK-03D	BESPOKE UPH - TRACK/ KNIFE SOFA - DEEP	212, 213
19790-50	SOUTH HAMPTON RECTANGULAR GAS FIRE PIT	211	8WB-03S	BESPOKE UPH - WIDE TRACK/ BOX SOFA - STANDARD	212, 213
4AE-01	BESPOKE ALUM - ARCH / EIGHT INCH SLAT CHAIR	149, 151, 152, 153, 214, 215	8WB-03D	BESPOKE UPH - WIDE TRACK/ BOX SOFA - DEEP	212, 213
4AH-01	BESPOKE ALUM - ARCH / HORIZONTAL CHAIR	214, 215	8WK-03S	BESPOKE UPH - WIDE TRACK/ KNIFE SOFA - STANDARD	212, 213
4AV-01	BESPOKE ALUM - ARCH / VERTICAL CHAIR	214, 215	8WK-03D	BESPOKE UPH - WIDE TRACK/ KNIFE SOFA - DEEP	160, 272, 212, 213
4SE-01	BESPOKE ALUM - SLOPE / EIGHT INCH SLAT CHAIR	214, 215	8SB-87S	BESPOKE UPH - SOCK/ BOX SWIVEL - STANDARD	149, 158, 159, 161, 212, 213
4SH-01	BESPOKE ALUM - SLOPE / HORIZONTAL CHAIR	214, 215	8SB-87D	BESPOKE UPH - SOCK/ BOX SWIVEL - DEEP	212, 213
4SV-01	BESPOKE ALUM - SLOPE / VERTICAL CHAIR	149, 151, 152, 153, 214, 215	8SK-87S	BESPOKE UPH - SOCK/ KNIFE SWIVEL - STANDARD	212, 213
4TE-01	BESPOKE ALUM - TRACK / EIGHT INCH CHAIR	214, 215	8SK-87D	BESPOKE UPH - SOCK/ KNIFE SWIVEL - DEEP	212, 213
4TH-01	BESPOKE ALUM - TRACK / HORIZONTAL CHAIR	149, 151, 152, 153, 154, 155, 214, 215	8TB-87S	BESPOKE UPH - TRACK/ BOX SWIVEL - STANDARD	212, 213
4TV-01	BESPOKE ALUM - TRACK / VERTICAL CHAIR	214, 215	8TB-87D	BESPOKE UPH - TRACK/ BOX SWIVEL - DEEP	212, 213
4AE-03	BESPOKE ALUM - ARCH / EIGHT INCH SLAT SOFA	214, 215	8TK-87S	BESPOKE UPH - TRACK/ KNIFE SWIVEL - STANDARD	212, 213
4AH-03	BESPOKE ALUM - ARCH / HORIZONTAL SOFA	214, 215	8TK-87D	BESPOKE UPH - TRACK/ KNIFE SWIVEL - DEEP	212, 213
4AV-03	BESPOKE ALUM - ARCH / VERTICAL SOFA	214, 215	8WB-87S	BESPOKE UPH - WIDE TRACK/ BOX SWIVEL - STANDARD	212, 213
4SE-03	BESPOKE ALUM - SLOPE / EIGHT INCH SLAT SOFA	214, 215	8WB-87D	BESPOKE UPH - WIDE TRACK/ BOX SWIVEL - DEEP	212, 213
4SH-03	BESPOKE ALUM - SLOPE / HORIZONTAL SOFA	214, 215	8WK-87S	BESPOKE UPH - WIDE TRACK/ KNIFE SWIVEL - STANDARD	212, 213
4SV-03	BESPOKE ALUM - SLOPE / VERTICAL SOFA	214, 215	8WK-87D	BESPOKE UPH - WIDE TRACK/ KNIFE SWIVEL - DEEP	212, 213
4TE-03	BESPOKE ALUM - TRACK / EIGHT INCH SLAT SOFA	214, 215	PILLOWS & FABRICS 222-235		
4TH-03	BESPOKE ALUM - TRACK / HORIZONTAL SOFA	154, 155, 156, 157, 214, 215	1230-00	DECORATIVE THROW	223, 234
4TV-03	BESPOKE ALUM - TRACK / VERTICAL SOFA	214, 215	1236-00	OUTDOOR FLOOR CUSHION	91, 138, 222, 223, 226
4AE-73	BESPOKE ALUM - ARCH / EIGHT INCH SLAT SWIVEL	214, 215	455-18	ROUND GLASS WINDSCREEN FOR CONTEMPO 455-58	186
4AH-73	BESPOKE ALUM - ARCH / HORIZONTAL SWIVEL	214, 215	455-19	RECTANGULAR GLASS WINDSCREEN FOR CONTEMPO 455-59	186
4AV-73	BESPOKE ALUM - ARCH / VERTICAL SWIVEL	214, 215	5531-27	GLASS WINDSCREEN FOR HEMINGWAY ISLANDS 5531-47	170
4SE-73	BESPOKE ALUM - SLOPE / EIGHT INCH SLAT SWIVEL	214, 215	5531-28	NATURAL GAS CONVERSION KIT FOR HEMINGWAY ISLANDS 5531-47	170
4SH-73	BESPOKE ALUM - SLOPE / HORIZONTAL SWIVEL	214, 215	19040-00	NATURAL GAS CONVERSION KIT FOR SOUTH HAMPTON FIRE PIT	211
4SV-73	BESPOKE ALUM - SLOPE / VERTICAL SWIVEL	214, 215	19050-00	ROUND GLASS WINDSCREEN FOR IRE PITS	211
4TE-73	BESPOKE ALUM - TRACK / EIGHT INCH SLAT SWIVEL	214, 215	19060-00	GLASS WINDSCREEN FOR RECT. FIRE PITS	211
4TH-73	BESPOKE ALUM - TRACK / HORIZONTAL SWIVEL	214, 215	19536-27	ROUND GLASS WINDSCREEN SHIELD FOR OASIS 19536-42	207
4TV-73	BESPOKE ALUM - TRACK / VERTICAL SWIVEL	214, 215	19536-28	NATURAL GAS CONVERSION KIT FOR OASIS 19536-42	207

LANE VENTURE

Our products are specifically designed and manufactured to withstand nature's elements. High quality, weather-resistant materials and finishes include powder-coated aluminum, woven synthetic wicker, premium grade A teak and outdoor upholstery.

The standard cushion construction for all LANE VENTURE collections is a fiber coil core construction. The fiber coil cushion style has drain-through technology which allows water to flow in and out quickly. The all fabric casing with foam core cushion construction is available as an option and will feature fabric on top and bottom of seat cushion. Cut and sewn in Newton, NC, LANE VENTURE cushions showcase the superior craftsmanship and cutting standards for which LANE VENTURE is known and are available in all LANE VENTURE premium solution-dyed acrylic fabrics.

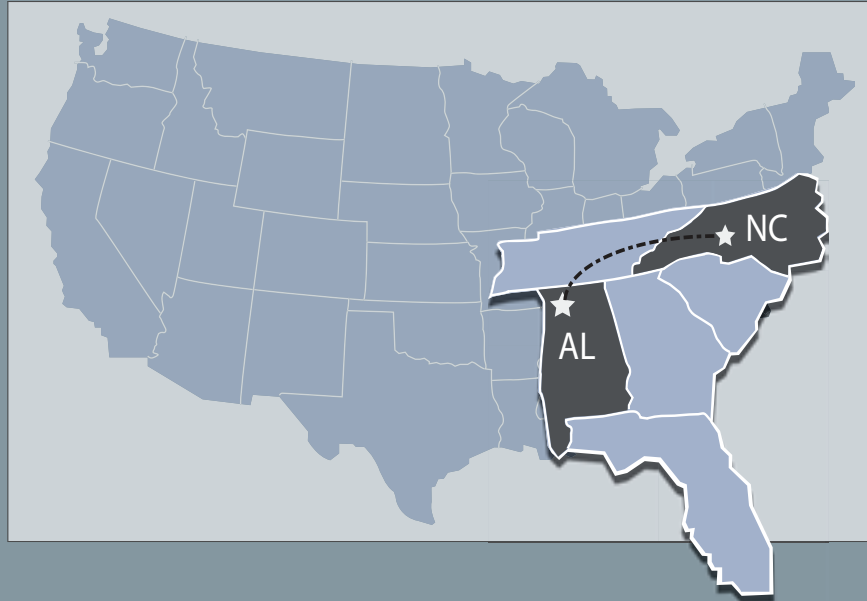
LANE VENTURE CUSTOM CASUAL

Using only the finest American made raw materials, the LANE VENTURE CUSTOM CASUAL product line is proudly made in the USA. This dedication to superior manufacturing ensures that we offer the highest quality and most structurally sound aluminum product in the industry. Our assortment of premium powder coated finishes offers a wide range of customization on each of our LANE VENTURE CUSTOM CASUAL collections.

Cut and sewn in Newton, NC, LANE VENTURE CUSTOM CASUAL cushions showcase the superior craftsmanship and cutting standards for which LANE VENTURE is known. Available in all LANE VENTURE premium solution-dyed acrylic fabrics, the fabric cushion casings will then be sent to our facility in Haleyville, AL where they are filled and paired with their corresponding Custom Casual Aluminum frame and packaged for shipment. The finished piece will ship complete from Haleyville, AL.



LANE VENTURE®



OUR LOCATIONS

NORTH CAROLINA

2309 N. COLLEGE AVENUE
NEWTON, NC. 28658
PHONE: 888-790-4025

ALABAMA

207 COUNTY ROAD 90
HALEYVILLE, AL 35565
PHONE: 888-790-4025

CUSTOMER SERVICE

OFFICE HOURS

MONDAY - FRIDAY

8:00AM-12:00PM &

1:00PM-5:00PM EST

TOLL FREE PHONE: 888-790-4025

CUSTOMER SERVICE PHONE: 828-465-7878

CUSTOMER SERVICE FAX: 828-465-7705

ORDERS: orders@laneventure.com



8WK-03D Bespoke Sofa
Shown with Elena Collection
825-09 Pouf